

UBS GROUP AG (UBSJ) - EUX/20230616

2022/12/06 18:44:10

Price
16.9821 CHF
Difference  **-1.55% (-0.27)**

General attributes

Symbol UBSJM23
Exchange Eurex
Currency CHF
Security type Future
Underlying UBS GROUP
Maturity 06-2023
Contract size 100

Market data

Bid (Bid size) - CHF (-)
Ask (Ask size) - CHF (-)
Open 16.9821 CHF
High 16.9821 CHF
Low 16.9821 CHF
Close (prev. day) 17.2502 CHF
Underlying UBS GROUP
Underlying price (date) 17.325 (22/12/06)
Settlement price (date) 16.98 (22/12/06)
Open Interest 0

Performance and Risk

	6M	1Y	3Y
Perf (%)	-3.85%	-	-
Perf (abs.)	-0.68	-	-
Beta	-	-	-
Volatility	35.38	34.16	34.16

Futures and Options

Related Futures -
Related Options -












Information about previous performance does not guarantee future performance.
 Source: FactSet

Price data

Ø price 5 days Ø volume 5 days (pcs.)	17.0240 CHF (0)
Ø price 30 days Ø volume 30 days (pcs.)	16.5734 CHF (0)
Ø price 100 days Ø volume 100 days (pcs.)	15.5015 CHF (0)
Ø price 250 days Ø volume 250 days (pcs.)	- CHF (0)
YTD High date	17.8562 CHF (2022/05/30)
YTD Low date	13.6651 CHF (2022/10/12)
52 Weeks High date	17.8562 CHF (2022/05/30)
52 Weeks Low date	13.6651 CHF (2022/10/12)

Recent Research

on underlying	on sector	on market	
Date		Headline	Download
2022/11/28		Global Equity Ratings	
2022/11/28		Aktienempfehlungen Global	
2022/11/18		Global Equity Ratings	
2022/11/18		Aktienempfehlungen Global	
2022/10/31		Aktienempfehlungen Global	