

# SWISS MARKET INDEX (SMI) FUTURE (FSMI) - EUX/202403

2023/03/21 18:03:22

Price  
**10,669.00** CHF

Difference  1.63% (171.00)

### General attributes

Symbol	FSMIH24
Exchange	Eurex
Currency	CHF
Security type	Future
Underlying	SWISS MARKET INDEX
Maturity	03-2024
Contract size	1

### Market data

Bid (Bid size)	- CHF (-)
Ask (Ask size)	- CHF (-)
Open	10,669.00 CHF
High	10,669.00 CHF
Low	10,669.00 CHF
Close (prev. day)	10,498.00 CHF
Underlying	SWISS MARKET INDEX
Underlying price (date)	10,792.58 (23/03/21)
Settlement price (date)	10,669.00 (23/03/21)
Open Interest	0

### Performance and Risk

	6M	1Y	3Y
Perf (%)	+1.47%	-	-
Perf (abs.)	+152.00	-	-
Beta	-	-	-
Volatility	14.06	14.35	14.35

### Futures and Options

Related Futures	-
Related Options	-

5Y












Information about previous performance does not guarantee future performance.  
Source: FactSet

### Price data

Ø price 5 days   Ø volume 5 days (pcs.)	10,488.60 CHF (0)
Ø price 30 days   Ø volume 30 days (pcs.)	10,880.67 CHF (0)
Ø price 100 days   Ø volume 100 days (pcs.)	10,861.24 CHF (0)
Ø price 250 days   Ø volume 250 days (pcs.)	- CHF (0)
YTD High   date	11,210.00 CHF (2023/01/16)
YTD Low   date	10,339.00 CHF (2023/03/15)
52 Weeks High   date	11,393.00 CHF (2022/05/30)
52 Weeks Low   date	9,945.00 CHF (2022/09/26)

### Recent Research

on market		
Date	Headline	Download
2023/03/16	 Global Equity Ratings	
2023/03/16	 Aktienempfehlungen Global	
2023/03/10	 Aktienempfehlungen Global	
2023/03/09	 US-Dollar remains volatile	
2023/03/09	 US-Dollar bleibt volatil	