

SWISS MARKET INDEX (SMI) FUTURE (FSMI) - EUX/202309

2023/03/21 18:03:22

Price
10,690.00 CHF

Difference  1.42% (150.00)

General attributes

Symbol	FSMIU23
Exchange	Eurex
Currency	CHF
Security type	Future
Underlying	SWISS MARKET INDEX
Maturity	09-2023
Contract size	1

Market data

Bid (Bid size)	- CHF (-)
Ask (Ask size)	- CHF (-)
Open	10,640.00 CHF
High	10,655.00 CHF
Low	10,640.00 CHF
Close (prev. day)	10,540.00 CHF
Underlying	SWISS MARKET INDEX
Underlying price (date)	10,792.58 (23/03/21)
Settlement price (date)	10,690.00 (23/03/21)
Open Interest	74

Performance and Risk

	6M	1Y	3Y
Perf (%)	+1.81%	-	-
Perf (abs.)	+187.00	-	-
Beta	-	-	-
Volatility	14.07	14.29	14.29

Futures and Options

Related Futures	-
Related Options	-












5Y

Information about previous performance does not guarantee future performance.
Source: FactSet

Price data

Ø price 5 days Ø volume 5 days (pcs.)	10,523.20 CHF (8)
Ø price 30 days Ø volume 30 days (pcs.)	10,895.70 CHF (5)
Ø price 100 days Ø volume 100 days (pcs.)	10,889.08 CHF (1)
Ø price 250 days Ø volume 250 days (pcs.)	- CHF (1)
YTD High date	11,247.00 CHF (2023/01/16)
YTD Low date	10,378.00 CHF (2023/03/15)
52 Weeks High date	11,464.00 CHF (2022/05/30)
52 Weeks Low date	9,948.00 CHF (2022/09/26)

Recent Research

on market			
Date		Headline	Download
2023/03/16		Global Equity Ratings	
2023/03/16		Aktienempfehlungen Global	
2023/03/10		Aktienempfehlungen Global	
2023/03/09		US-Dollar remains volatile	
2023/03/09		US-Dollar bleibt volatil	