

BASF SE

ISIN: DE000BASF111

WKN: BASF11

Overview

2023/03/31 16:23:02

Price
48.355 EURDifference  0.95% (0.46)

General attributes

ISIN	DE000BASF111
Symbol	BAS
Exchange	Frankfurt
Currency	EUR
Sector	Chemical / Pharmaceutical / Health
Security type	Stock
Market cap (m)	43,109 EUR
Benchmark	GERMANY DAX

Market data

Bid (Bid size)	48.375 EUR (1,040)
Ask (Ask size)	48.385 EUR (1,040)
Open	48.08 EUR
High	48.45 EUR
Low	47.925 EUR
Close (prev. day)	47.90 EUR
VWAP	48.17618 EUR
Volume (pcs)	4,163
Trading volume	200,557.42
Number of trades	37
Last size	100

Futures and Options

Related Futures	53
Related Options	-

PDF Downloads

Annual report: BASF SE 

5Y










Information about previous performance does not guarantee future performance.
Source: FactSet

Erste Group related products on underlying

Product type	# products
Turbos	28
Express bonds	3

Recent research

on instrument	on sector	on market
Date	Headline	Download
2023/03/28	 Global Equity Ratings	
2023/03/28	 Aktienempfehlungen Global	
2023/03/16	 Global Equity Ratings	
2023/03/16	 Aktienempfehlungen Global	
2023/03/10	 Global Equity Ratings	

Details

2023/03/31 16:23:02

Price
48.355 EUR

Difference ▲ 0.95% (0.46)

General attributes

ISIN	DE000BASF111
Symbol	BAS
Exchange	Frankfurt
Currency	EUR
Sector	Chemical / Pharmaceutical / Health
Security type	Stock
Market cap (m)	43,109 EUR
Benchmark	GERMANY DAX

Market data

Bid (Bid size)	48.375 EUR (1,040)
Ask (Ask size)	48.385 EUR (1,040)
Open	48.08 EUR
High	48.45 EUR
Low	47.925 EUR
Close (prev. day)	47.90 EUR
VWAP	48.17618 EUR
Volume (pcs)	4,163
Trading volume	200,557.42
Number of trades	37
Last size	100

Performance and Risk

	6M	1Y	3Y
Perf (%)	+21.57%	-10.38%	+12.47%
Perf (abs.)	+8.50	-5.55	+5.31
Beta	1.16	1.28	1.23
Volatility	28.82	31.91	31.75

5Y



Information about previous performance does not guarantee future performance.
Source: FactSet

Price data

Ø price 5 days Ø volume 5 days (pcs.)	46.853 EUR (11,240)
Ø price 30 days Ø volume 30 days (pcs.)	47.996 EUR (19,243)
Ø price 100 days Ø volume 100 days (pcs.)	49.438 EUR (13,783)
Ø price 250 days Ø volume 250 days (pcs.)	46.934 EUR (19,774)
YTD High date	54.000 EUR (2023/02/03)
YTD Low date	44.050 EUR (2023/03/20)
52 Weeks High date	54.240 EUR (2022/03/31)
52 Weeks Low date	37.910 EUR (2022/09/28)

Erste Group related products on underlying

Product type	# products
Turbos	28
Express bonds	3

All listings for BASF SE

Exchange 📍	Date	Time	Price	Trading volume (mio.)	Number of trades
Xetra	2023/	16:48	48.385 EUR	67.48	6,772

	03/31					
Vienna Stock Exchange	2023/ 03/31	09:05	48.09 EUR	0.00		1
Tradegate	2023/ 03/31	16:48	48.365 EUR	6.95		794
Stuttgart	2023/ 03/31	16:45	48.34 EUR	1.53		158
SIX Swiss Exchange	2023/ 01/18	17:36	53.16 EUR	0.00		1
SIX Swiss Exchange	2023/ 02/08	17:36	72.00 CHF	0.00		1
Munich	2023/ 03/31	13:42	48.305 EUR	0.02		4
London Stock Exchange European Trade Reporting	2023/ 03/31	13:59	48.22 EUR	0.14		12
Hanover	2023/ 03/31	11:57	48.11 EUR	0.00		3
Hamburg	2023/ 03/31	15:54	48.41 EUR	0.07		9
Frankfurt	2023/ 03/31	16:23	48.355 EUR	0.20		37
FINRA other OTC Issues	2023/ 03/30	15:35	51.85 USD	0.02		2
Euronext Milan MTF Trading After Hours	2023/ 03/28	18:17	46.175 EUR	0.00		1
Euronext Milan MTF Global Equity Market	2023/ 03/31	16:45	48.44 EUR	0.24		20
Duesseldorf	2023/ 03/31	15:07	48.37 EUR	0.01		5
Budapest Stock Exchange	2023/ 03/31	13:49	18,320.00 HUF	0.09		1
Berlin	2023/ 03/31	14:54	48.365 EUR	0.00		2
BX Swiss	2023/ 03/31	14:06	48.117 CHF	0.00		1

Company profile

Company Logo



Contact Details

BASF SE

--

Carl-Bosch-Strasse 38 - 67056
Ludwigshafen am Rhein

Telefon: +49-621-60-0

Fax: +49-621-60-42525

E-mail: global.info@basf.com

PDF Downloads

Annual report: BASF SE



Company Profile

BASF SE engages in the provision of chemical products. It operates through the following segments: Chemicals, Materials, Industrial Solutions, Surface Technologies, Nutrition and Care, and Agricultural Solutions. The Chemicals segment supplies petrochemicals and intermediates. The Materials segment includes isocyanates and polyamides as well as inorganic basic products and specialties for the plastics and plastics processing industries. The Industrial Solutions segment develops and markets ingredients and additives for industrial applications such as polymer dispersions, pigments, resins, electronic materials, antioxidants, and additives. The Surface Technologies segment bundles chemical solutions for surfaces with the catalysts and coating divisions. The Nutrition and Care segment consists of ingredients and solutions for consumer applications in the areas of nutrition, home, and personal care. The Agricultural Solutions segment refers to fungicides, herbicides, insecticides, and biological crop protection products, as well as seeds and seed treatment products. The company was founded on April 6, 1865 and is headquartered in Ludwigshafen am Rhein, Germany.

Members of Management Board

Martin Brudermüller	Chairman of Managing Board
Hans-Ulrich Engel	Member of Executive Committee
Melanie Maas-Brunner	Member of Executive Committee
Crop Protection	Member of Executive Committee
Michael Heinz	Member of Executive Committee
Nutrition & Health	Member of Executive Committee

Board of directors

Kurt Wilhelm Bock	Chairman of Supervisory Board
Alison Carnwath	Member of Supervisory Board
Stefan Asenkerschbaumer	Member of Supervisory Board
Thomas Carell	Member of Supervisory Board
Alessandra Genco	Member of Supervisory Board
André Matta	Member of Supervisory Board
Li Ming Chen	Member of Supervisory Board
Michael Vassiliadis	Member of Supervisory Board
Natalie Mühlenfeld	Member of Supervisory Board
Peter Zaman	Member of Supervisory Board
Sinitscha Horvat	Member of Supervisory Board
Tatjana Diether	Member of Supervisory Board