

BASF SE

ISIN:

DE000BASF111

WKN: BASF11

Overview

2023/01/30 20:54:28

Price

52.75 EUR

Difference ▲ 0.17% (0.09)

General attributes

ISIN DE000BASF111

Symbol BAS

Exchange Frankfurt

Currency EUR

Sector Chemical / Pharmaceutical / Health

Security type Stock

Market cap (m) 47,501 EUR

Benchmark GERMANY DAX

Market data

Bid (Bid size) 52.56 EUR (340)

Ask (Ask size) 52.75 EUR (340)

Open 52.53 EUR

High 52.84 EUR

Low 52.27 EUR

Close (prev. day) 52.66 EUR

VWAP 52.5491 EUR

Volume (pcs) 5,706

Trading volume 299,845.18

Number of trades 36

Last size 50

Futures and Options

Related Futures 54

Related Options -

PDF Downloads

Annual report: BASF SE 

5Y











Information about previous performance does not guarantee future performance.

Source: FactSet

Erste Group related products on underlying

Product type	# products
Turbos	29
Express bonds	3

Recent research

on instrument	on sector	on market	
Date		Headline	Download
2023/01/30		Global Equity Ratings	
2023/01/30		Aktienempfehlungen Global	
2023/01/09		Global Equity Ratings	
2023/01/09		Aktienempfehlungen Global	
2022/12/19		Global Equity Ratings	

Details

2023/01/30 20:54:28

Price

52.75 EUR

Difference ▲ 0.17% (0.09)

General attributes

ISIN	DE000BASF111
Symbol	BAS
Exchange	Frankfurt
Currency	EUR
Sector	Chemical / Pharmaceutical / Health
Security type	Stock
Market cap (m)	47,501 EUR
Benchmark	GERMANY DAX

Market data

Bid (Bid size)	52.56 EUR (340)
Ask (Ask size)	52.75 EUR (340)
Open	52.53 EUR
High	52.84 EUR
Low	52.27 EUR
Close (prev. day)	52.66 EUR
VWAP	52.5491 EUR
Volume (pcs)	5,706
Trading volume	299,845.18
Number of trades	36
Last size	50

Performance and Risk

	6M	1Y	3Y
Perf (%)	+21.56%	-22.98%	-14.93%
Perf (abs.)	+9.36	-15.74	-9.26
Beta	1.23	1.26	1.16
Volatility	30.17	36.26	34.68

5Y



Information about previous performance does not guarantee future performance.
Source: FactSet

Price data

Ø price 5 days Ø volume 5 days (pcs.)	52.82 EUR (7,727)
Ø price 30 days Ø volume 30 days (pcs.)	50.32 EUR (13,587)
Ø price 100 days Ø volume 100 days (pcs.)	46.85 EUR (13,737)
Ø price 250 days Ø volume 250 days (pcs.)	48.22 EUR (23,687)
YTD High date	53.41 EUR (2023/01/12)
YTD Low date	46.48 EUR (2023/01/02)
52 Weeks High date	69.01 EUR (2022/02/09)
52 Weeks Low date	37.91 EUR (2022/09/28)

Erste Group related products on underlying

Product type	# products
Turbos	29
Express bonds	3

All listings for BASF SE

Exchange 📍	Date	Time	Price	Trading volume (mio.)	Number of trades
Xetra	2023/	17:39	52.78 EUR	91.49	6,617

	01/30					
Vienna Stock Exchange	2023/ 01/30	17:32	52.69 EUR	0.00		2
Tradegate	2023/ 01/30	22:26	52.66 EUR	11.28		815
Stuttgart	2023/ 01/30	21:55	52.56 EUR	0.48		173
SIX Swiss Exchange	2022/ 06/09	17:36	62.25 CHF	0.00		1
SIX Swiss Exchange	2023/ 01/18	17:36	53.16 EUR	0.00		1
Munich	2023/ 01/30	21:38	52.74 EUR	0.05		11
London Stock Exchange European Trade Reporting	2023/ 01/30	17:30	52.445 EUR	0.00		1
Hanover	2023/ 01/30	19:48	52.52 EUR	0.01		4
Hamburg	2023/ 01/30	14:00	52.47 EUR	0.03		4
Frankfurt	2023/ 01/30	20:54	52.75 EUR	0.30		36
FINRA other OTC Issues	2023/ 01/30	16:00	57.55 USD	0.01		5
Duesseldorf	2023/ 01/30	16:25	52.59 EUR	0.02		5
Budapest Stock Exchange	2023/ 01/25	17:20	20,535.00 HUF	0.39		1
Borsa Italiana MTF Trading After Hours	2023/ 01/18	18:19	51.34 EUR	0.00		1
Borsa Italiana MTF Global Equity Market	2023/ 01/30	17:35	52.74 EUR	0.80		69
Berlin	2023/ 01/30	17:26	52.69 EUR	0.01		3
BX Swiss	2023/ 01/30	18:00	52.799 CHF	0.13		3

Company profile

Company Logo



Contact Details

BASF SE

--

Carl-Bosch-Strasse 38 - 67056
Ludwigshafen am Rhein

Telefon: 49-621-60-0

Fax: 49-621-60-42525

E-mail: global.info@basf.com

PDF Downloads

Annual report: BASF SE



Company Profile

BASF SE engages in the provision of chemical products. It operates through the following segments: Chemicals, Materials, Industrial Solutions, Surface Technologies, Nutrition and Care, Agricultural Solutions, and Other. The Chemicals segment supplies petrochemicals and intermediates. The Materials segment includes isocyanates and polyamides as well as inorganic basic products and specialties for the plastics and plastics processing industries. The Industrial Solutions segment develops and markets ingredients and additives for industrial applications such as polymer dispersions, pigments, resins, electronic materials, antioxidants, and additives. The Surface Technologies segment bundles chemical solutions for surfaces with the catalysts and coating divisions. The Nutrition and Care segment consists of ingredients and solutions for consumer applications in the areas of nutrition, home, and personal care. The Agricultural Solutions segment comprises fungicides, herbicides, insecticides, and biological crop protection products, as well as seeds and seed treatment products. The Other segment focuses on the commodity trading, engineering and other services, as well as rental income and leases. The company was founded on April 6, 1865 and is headquartered in Ludwigshafen am Rhein, Germany.

Members of Management Board

Martin Bruder Müller	Chairman of Managing Board
Hans-Ulrich Engel	Member of Executive Committee
Melanie Maas-Brunner	Member of Executive Committee
Crop Protection	Member of Executive Committee
Michael Heinz	Member of Executive Committee
Nutrition & Health	Member of Executive Committee

Board of directors

Kurt Wilhelm Bock	Chairman of Supervisory Board
Stefan Asenkerschbaumer	Member of Supervisory Board
Thomas Carell	Member of Supervisory Board
Alessandra Genco	Member of Supervisory Board
Alison Carnwath	Member of Supervisory Board
André Matta	Member of Supervisory Board
Li Ming Chen	Member of Supervisory Board
Michael Vassiliadis	Member of Supervisory Board
Natalie Mühlenfeld	Member of Supervisory Board
Peter Zaman	Member of Supervisory Board
Sinitscha Horvat	Member of Supervisory Board
Tatjana Diether	Member of Supervisory Board