

## BASF SE

ISIN:

DE000BASF111

WKN: BASF11

## Overview

2022/06/09 17:36:07

Price

62.25 CHF

Difference  -2.00% (-1.27)

## General attributes

ISIN	DE000BASF111
Symbol	BAS
Exchange	SIX Swiss Exchange
Currency	CHF
Sector	Chemical / Pharmaceutical / Health
Security type	Stock
Market cap (m)	43,073 EUR
Benchmark	GERMANY DAX

## Market data

Bid (Bid size)	50.00 CHF (115)
Ask (Ask size)	62.25 CHF (523)
Open	62.25 CHF
High	62.25 CHF
Low	62.25 CHF
Close (prev. day)	63.52 CHF
VWAP	50.47 CHF
Volume (pcs)	-
Trading volume	-
Number of trades	1
Last size	-

## Futures and Options

Related Futures	45
Related Options	-

## PDF Downloads

Annual report: BASF SE 

5Y











Information about previous performance does not guarantee future performance.

Source: FactSet

## Erste Group related products on underlying

Product type	# products
Turbos	28
Express bonds	3

## Recent research

on instrument	on sector	on market	
Date		Headline	Download
2022/11/28		Global Equity Ratings	
2022/11/28		Aktienempfehlungen Global	
2022/11/18		Global Equity Ratings	
2022/11/18		Aktienempfehlungen Global	
2022/10/31		Aktienempfehlungen Global	

## Details

2022/06/09 17:36:07

## Price

62.25 CHF

Difference  -2.00% (-1.27)

## General attributes

ISIN	DE000BASF111
Symbol	BAS
Exchange	SIX Swiss Exchange
Currency	CHF
Sector	Chemical / Pharmaceutical / Health
Security type	Stock
Market cap (m)	43,073 EUR
Benchmark	GERMANY DAX

## Market data

Bid (Bid size)	50.00 CHF (115)
Ask (Ask size)	62.25 CHF (523)
Open	62.25 CHF
High	62.25 CHF
Low	62.25 CHF
Close (prev. day)	63.52 CHF
VWAP	50.47 CHF
Volume (pcs)	-
Trading volume	-
Number of trades	1
Last size	-

## Performance and Risk

	6M	1Y	3Y
Perf (%)	-	-	-9.95%
Perf (abs.)	-	-	-6.88
Beta	1.38	1.22	1.16
Volatility	14.83	11.35	47.53

5Y



Information about previous performance does not guarantee future performance.  
Source: FactSet

## Price data

Ø price 5 days   Ø volume 5 days (pcs.)	65.26 CHF (0)
Ø price 30 days   Ø volume 30 days (pcs.)	18.06 CHF (130,663)
Ø price 100 days   Ø volume 100 days (pcs.)	6.53 CHF (198,610)
Ø price 250 days   Ø volume 250 days (pcs.)	38.03 CHF (163,378)
YTD High   date	73.12 CHF (2022/04/20)
YTD Low   date	62.25 CHF (2022/06/09)
52 Weeks High   date	73.12 CHF (2022/04/20)
52 Weeks Low   date	62.25 CHF (2022/06/09)

## Erste Group related products on underlying

Product type	# products
Turbos	28
Express bonds	3

## All listings for BASF SE

Exchange 	Date	Time	Price	Trading volume (mio.)	Number of trades
Xetra	2022/	17:35	47.86 EUR	137.95	12,797

	12/01					
Vienna Stock Exchange	2022/ 12/01	17:32	47.87 EUR	0.02		6
Tradegate	2022/ 12/01	22:26	47.955 EUR	13.16		1,321
Stuttgart	2022/ 12/01	21:55	47.93 EUR	1.18		215
SIX Swiss Exchange	2022/ 06/09	17:36	62.25 CHF	0.00		1
SIX Swiss Exchange	2022/ 11/29	17:36	48.98 EUR	0.00		1
Munich	2022/ 12/01	18:27	47.895 EUR	0.05		10
London Stock Exchange European Trade Reporting	2022/ 12/01	17:37	47.9286 EUR	0.09		5
Hanover	2022/ 12/01	16:18	47.825 EUR	0.04		6
Hamburg	2022/ 12/01	20:04	47.955 EUR	0.10		11
Frankfurt	2022/ 12/01	19:33	47.955 EUR	0.21		41
FINRA other OTC Issues	2022/ 12/01	21:01	51.90 USD	0.04		9
Duesseldorf	2022/ 12/01	21:00	47.885 EUR	0.04		20
Budapest Stock Exchange	2022/ 11/28	17:20	20,000.00 HUF	1.54		2
Borsa Italiana MTF Trading After Hours	2022/ 09/23	18:35	38.515 EUR	0.00		1
Borsa Italiana MTF Global Equity Market	2022/ 12/01	17:35	47.81 EUR	0.06		31
Berlin	2022/ 12/01	15:31	48.105 EUR	0.05		5

# Company profile

## Company Logo



## Contact Details

BASF SE

--

Carl-Bosch-Strasse 38 - 67056  
Ludwigshafen am Rhein

Telefon: 49-621-60-0

Fax: 49-621-60-42525

E-mail: [global.info@basf.com](mailto:global.info@basf.com)

## PDF Downloads

Annual report: BASF SE



## Company Profile

BASF SE engages in the provision of chemical products. It operates through the following segments: Chemicals, Materials, Industrial Solutions, Surface Technologies, Nutrition and Care, Agricultural Solutions, and Other. The Chemicals segment supplies petrochemicals and intermediates. The Materials segment includes isocyanates and polyamides as well as inorganic basic products and specialties for the plastics and plastics processing industries. The Industrial Solutions segment develops and markets ingredients and additives for industrial applications such as polymer dispersions, pigments, resins, electronic materials, antioxidants, and additives. The Surface Technologies segment bundles chemical solutions for surfaces with the catalysts and coating divisions. The Nutrition and Care segment consists of ingredients and solutions for consumer applications in the areas of nutrition, home, and personal care. The Agricultural Solutions segment comprises fungicides, herbicides, insecticides, and biological crop protection products, as well as seeds and seed treatment products. The Other segment focuses on the commodity trading, engineering and other services, as well as rental income and leases. The company was founded on April 6, 1865 and is headquartered in Ludwigshafen am Rhein, Germany.

## Members of Management Board

Martin Bruder Müller	Chairman of Managing Board
Hans-Ulrich Engel	Member of Executive Committee
Melanie Maas-Brunner	Member of Executive Committee
Crop Protection	Member of Executive Committee
Michael Heinz	Member of Executive Committee
Nutrition & Health	Member of Executive Committee

## Board of directors

Kurt Wilhelm Bock	Chairman of Supervisory Board
Stefan Asenkerschbaumer	Member of Supervisory Board
Thomas Carell	Member of Supervisory Board
Alessandra Genco	Member of Supervisory Board
Alison Carnwath	Member of Supervisory Board
André Matta	Member of Supervisory Board
Li Ming Chen	Member of Supervisory Board
Michael Vassiliadis	Member of Supervisory Board
Natalie Mühlenfeld	Member of Supervisory Board
Peter Zaman	Member of Supervisory Board
Sinitscha Horvat	Member of Supervisory Board
Tatjana Diether	Member of Supervisory Board