

## DANONE S.A. STOCK TRACKING FUTURE (1BSN) - EUX/202305

2023/03/24 18:33:50

Price  
**56.7948** EURDifference  0.28% (0.16)

## General attributes

|               |             |
|---------------|-------------|
| Symbol        | 1BSNK23     |
| Exchange      | Eurex       |
| Currency      | EUR         |
| Security type | Future      |
| Underlying    | DANONE S.A. |
| Maturity      | 05-2023     |
| Contract size | 100         |

## Market data

|                         |                  |
|-------------------------|------------------|
| Bid (Bid size)          | - EUR (-)        |
| Ask (Ask size)          | - EUR (-)        |
| Open                    | 56.7948 EUR      |
| High                    | 56.7948 EUR      |
| Low                     | 56.7948 EUR      |
| Close (prev. day)       | 56.6358 EUR      |
| Underlying              | DANONE S.A.      |
| Underlying price (date) | 56.27 (23/03/24) |
| Settlement price (date) | 56.79 (23/03/24) |
| Open Interest           | 0                |

## Performance and Risk

|             | 6M      | 1Y    | 3Y    |
|-------------|---------|-------|-------|
| Perf (%)    | +12.82% | -     | -     |
| Perf (abs.) | +6.43   | -     | -     |
| Beta        | -       | -     | -     |
| Volatility  | 16.68   | 18.85 | 18.85 |

## Futures and Options

|                 |   |
|-----------------|---|
| Related Futures | - |
| Related Options | - |













5Y

Information about previous performance does not guarantee future performance.  
Source: FactSet

## Price data

|   |                          |
|---|--------------------------|
| Ø price 5 days   Ø volume 5 days (pcs.)     | 55.8178 EUR (0)          |
| Ø price 30 days   Ø volume 30 days (pcs.)   | 54.1230 EUR (0)          |
| Ø price 100 days   Ø volume 100 days (pcs.) | 51.5741 EUR (0)          |
| Ø price 250 days   Ø volume 250 days (pcs.) | - EUR (0)                |
| YTD High   date                             | 56.7424 EUR (2023/03/22) |
| YTD Low   date                              | 49.5811 EUR (2023/01/09) |
| 52 Weeks High   date                        | 57.7492 EUR (2022/04/29) |
| 52 Weeks Low   date                         | 47.9983 EUR (2022/10/07) |

## Recent Research

| on underlying on sector on market |   |                           |   |
|-----------------------------------|---|---------------------------|---|
| Date                              |   | Headline                  | Download  |
| 2023/03/16                        |  | Global Equity Ratings     |  |
| 2023/03/16                        |  | Aktienempfehlungen Global |  |
| 2023/03/10                        |  | Global Equity Ratings     |  |
| 2023/03/10                        |  | Aktienempfehlungen Global |  |
| 2023/02/27                        |  | Global Equity Ratings     |  |