

M3 INC NPV

ISIN: JP3435750009

WKN: 2413

Overview

2023/10/04 08:09:28

5Y

Price

16.80 EUR

Difference  0.00% (0.00)

General attributes

| | |
|----------------|--------------|
| ISIN | JP3435750009 |
| Symbol | 2413 |
| Exchange | Munich |
| Currency | EUR |
| Sector | - |
| Security type | Stock |
| Market cap (m) | 11,255 EUR |
| Benchmark | NIKKEI 225 |

Market data

| | |
|-------------------|-----------------|
| Bid (Bid size) | 16.80 EUR (100) |
| Ask (Ask size) | 17.20 EUR (100) |
| Open | 16.80 EUR |
| High | 16.80 EUR |
| Low | 16.80 EUR |
| Close (prev. day) | 16.80 EUR |
| VWAP | 20.80 EUR |
| Volume (pcs) | 0 |
| Trading volume | 0.00 |
| Number of trades | 1 |
| Last size | 0 |

Futures and Options











| | |
|-----------------|---|
| Related Futures | - |
| Related Options | - |



Information about previous performance does not guarantee future performance.

Source: FactSet

Recent research

| on market | | |
|------------|---|---|
| Date | Headline | Download |
| 2023/09/29 |  Global Equity Ratings |  |
| 2023/09/29 |  Aktienempfehlungen Global |  |
| 2023/09/08 |  Global Equity Ratings |  |
| 2023/09/08 |  Aktienempfehlungen Global |  |
| 2023/08/22 |  Global Equity Ratings |  |

Details

2023/10/04 08:09:28

Price

16.80 EUR

Difference ➔ 0.00% (0.00)

General attributes

| | |
|----------------|--------------|
| ISIN | JP3435750009 |
| Symbol | 2413 |
| Exchange | Munich |
| Currency | EUR |
| Sector | - |
| Security type | Stock |
| Market cap (m) | 11,255 EUR |
| Benchmark | NIKKEI 225 |

Market data

| | |
|-------------------|-----------------|
| Bid (Bid size) | 16.80 EUR (100) |
| Ask (Ask size) | 17.20 EUR (100) |
| Open | 16.80 EUR |
| High | 16.80 EUR |
| Low | 16.80 EUR |
| Close (prev. day) | 16.80 EUR |
| VWAP | 20.80 EUR |
| Volume (pcs) | 0 |
| Trading volume | 0.00 |
| Number of trades | 1 |
| Last size | 0 |

Performance and Risk

| | 6M | 1Y | 3Y |
|-------------|---------|---------|-------|
| Perf (%) | -27.59% | -42.86% | - |
| Perf (abs.) | -6.40 | -12.60 | - |
| Beta | 1.07 | 1.26 | 1.27 |
| Volatility | 23.33 | 21.21 | 27.60 |

5Y



Information about previous performance does not guarantee future performance.
Source: FactSet

Price data

| | |
|---|------------------------|
| Ø price 5 days Ø volume 5 days (pcs.) | 17.22 EUR (0) |
| Ø price 30 days Ø volume 30 days (pcs.) | 17.83 EUR (0) |
| Ø price 100 days Ø volume 100 days (pcs.) | 19.51 EUR (1) |
| Ø price 250 days Ø volume 250 days (pcs.) | 23.21 EUR (0) |
| YTD High date | 26.40 EUR (2023/01/19) |
| YTD Low date | 16.80 EUR (2023/10/03) |
| 52 Weeks High date | 31.20 EUR (2022/11/14) |
| 52 Weeks Low date | 16.80 EUR (2023/10/03) |

Arbitrage views

| Exchange ⊕ | Date | Time | Price | Trading volume (mio.) | Number of trades |
|-------------------------|------------|-------|--------------|-----------------------|------------------|
| Tradegate | 2023/10/03 | 22:27 | 16.40 EUR | 0.00 | 1 |
| Tokyo Stock Exchange | 2023/10/03 | 08:00 | 2,603.50 JPY | 67.59 | 5,393 |
| Munich | 2023/10/04 | 08:09 | 16.80 EUR | 0.00 | 1 |
| Hanover | 2023/10/04 | 08:00 | 16.10 EUR | 0.00 | 1 |
| Frankfurt | 2023/10/04 | 08:05 | 16.80 EUR | 0.00 | 1 |

| | | | | | | |
|------------------------|------------|-------|-----------|------|--|---|
| | 04 | | | | | |
| FINRA other OTC Issues | 2023/08/25 | 15:30 | 18.68 USD | 0.01 | | 2 |
| Duesseldorf | 2023/10/04 | 09:10 | 16.70 EUR | 0.00 | | 2 |
| Berlin | 2023/10/04 | 08:13 | 16.80 EUR | 0.00 | | 1 |

Company profile

Company Logo

Company Profile

Contact Details

SO-NET M3 INC

--

Telefon: -

Fax: -

E-mail: -