


RICHTER GEDEON VEGYESZETI GYAR NYRT (RCH) - BUD/20230321

2023/02/01 18:27:07

Price
8,399.00 HUF

Difference  **1.17% (97.00)**

General attributes

Symbol RCH0323
 Exchange Budapest Stock Exchange
 Currency HUF
 Security type Future
 Underlying RICHTER GEDEON VEGYESZETI GYAR NYRT
 Maturity 03-2023
 Contract size 50

Market data

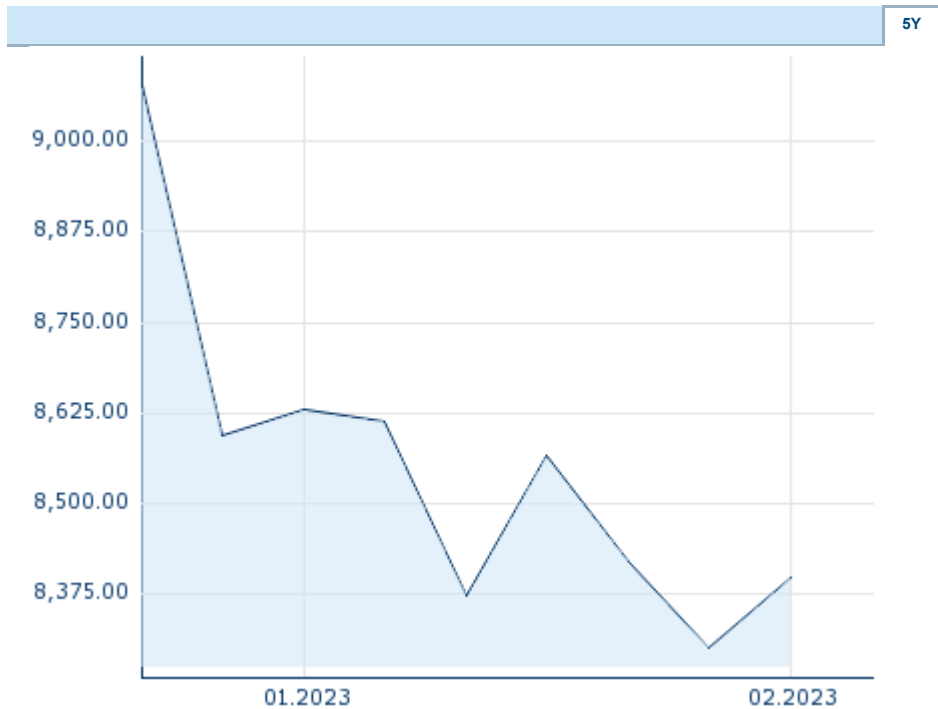
Bid (Bid size) 8,421.00 HUF (4)
 Ask (Ask size) 8,399.00 HUF (2)
 Open 8,399.00 HUF
 High 8,399.00 HUF
 Low 8,399.00 HUF
 Close (prev. day) 8,302.00 HUF
 Underlying RICHTER GEDEON VEGYESZETI GYAR NYRT
 Underlying price (date) 8,080.00 (23/02/06)
 Settlement price (date) - (-)
 Open Interest 11

Performance and Risk

	6M	1Y	3Y
Perf (%)	-	-	-
Perf (abs.)	-	-	-
Beta	-	-	-
Volatility	37.06	37.06	37.06

Futures and Options

Related Futures -
 Related Options -




Information about previous performance does not guarantee future performance.
 Source: FactSet

Price data

Ø price 5 days | Ø volume 5 days (pcs.) 8,412.80 HUF (3)
 Ø price 30 days | Ø volume 30 days (pcs.) - HUF (3)
 Ø price 100 days | Ø volume 100 days (pcs.) - HUF (3)
 Ø price 250 days | Ø volume 250 days (pcs.) - HUF (3)
 YTD High | date 8,629.00 HUF (2023/01/04)
 YTD Low | date 8,302.00 HUF (2023/01/30)
 52 Weeks High | date 9,139.00 HUF (2022/12/16)
 52 Weeks Low | date 8,302.00 HUF (2023/01/30)

Recent Research

on sector	on market		
Date		Headline	Download
2023/02/02		Aktienempfehlungen Österreich	
2023/01/30		Global Equity Ratings	
2023/01/30		Aktienempfehlungen Global	
2023/01/16		Aktienempfehlungen Österreich	
2023/01/09		Global Equity Ratings	