

## BRAINCHIP HOLDINGS LTD.

ISIN: **AU000000BRN8** WKN: **BRN**

## Overview

2023/06/06 08:20:44

Price  
0.2535 EURDifference  -9.50% (-0.03)

## General attributes

ISIN	AU000000BRN8
Symbol	BRN
Exchange	Hamburg
Currency	EUR
Sector	Technology
Security type	Stock
Market cap (m)	460 EUR
Benchmark	S&P 500

## Market data

Bid (Bid size)	-
Ask (Ask size)	-
Open	0.2535 EUR
High	0.2535 EUR
Low	0.2535 EUR
Close (prev. day)	0.2801 EUR
VWAP	-
Volume (pcs)	0
Trading volume	0.00
Number of trades	1
Last size	0

## Futures and Options











Related Futures	-
Related Options	-

5Y



Information about previous performance does not guarantee future performance.  
Source: FactSet

## Recent research

on sector		on market	
Date		Headline	Download
2023/06/06		Global Equity Ratings	
2023/06/06		Aktienempfehlungen Global	
2023/06/02		Equity Weekly	
2023/06/01		Aktienempfehlungen Global	
2023/06/01		Global Equity Ratings	

## Details

2023/06/06 08:20:44

**Price**  
0.2535 EUR

**Difference** ▼ -9.50% (-0.03)

## General attributes

ISIN	AU000000BRN8
Symbol	BRN
Exchange	Hamburg
Currency	EUR
Sector	Technology
Security type	Stock
Market cap (m)	460 EUR
Benchmark	S&P 500

## Market data

Bid (Bid size)	-
Ask (Ask size)	-
Open	0.2535 EUR
High	0.2535 EUR
Low	0.2535 EUR
Close (prev. day)	0.2801 EUR
VWAP	-
Volume (pcs)	0
Trading volume	0.00
Number of trades	1
Last size	0

## Performance and Risk

	6M	1Y	3Y
Perf (%)	-42.39%	-63.79%	-
Perf (abs.)	-0.19	-0.45	-
Beta	0.87	0.27	0.07
Volatility	79.60	74.52	87.35

5Y



Information about previous performance does not guarantee future performance.  
Source: FactSet

## Price data

Ø price 5 days   Ø volume 5 days (pcs.)	0.2679 EUR (1,800)
Ø price 30 days   Ø volume 30 days (pcs.)	0.2583 EUR (386)
Ø price 100 days   Ø volume 100 days (pcs.)	0.3171 EUR (1,045)
Ø price 250 days   Ø volume 250 days (pcs.)	0.4647 EUR (693)
YTD High   date	0.5205 EUR (2023/01/04)
YTD Low   date	0.2225 EUR (2023/04/26)
52 Weeks High   date	0.8700 EUR (2022/07/28)
52 Weeks Low   date	0.2225 EUR (2023/04/26)

## Arbitrage views

Exchange <span>⊕</span>	Date	Time	Price	Trading volume (mio.)	Number of trades
Tradegate	2023/06/06	22:26	0.275 EUR	0.04	43
Stuttgart	2023/06/06	20:58	0.266 EUR	0.00	6
Munich	2023/06/06	08:08	0.2658 EUR	0.00	1
Hamburg	2023/06/06	08:20	0.2535 EUR	0.00	1
Frankfurt	2023/	08:00	0.26 EUR	0.00	1

	06/06				
FINRA other OTC Issues	2023/06/06	21:09	0.28 USD	0.01	12
Duesseldorf	2023/06/06	21:00	0.2643 EUR	0.00	13
Berlin	2023/06/06	21:46	0.276 EUR	0.00	9
Australian Securities Exchange	2023/06/06	08:10	0.42 AUD	8.21	2,090

## Company profile

### Company Logo



### Company Profile

-

### Contact Details

BRAINCHIP HOLDINGS

--

----

Telefon: -

Fax: -

E-mail: -