

ADVICENNE EUR0.20

ISIN: **FR0013296746**

WKN: -

Overview

2022/08/05 08:03:16

5Y

Price

5.70 EUR

Difference  0.00% (0.00)

General attributes

ISIN	FR0013296746
Symbol	ALDVI
Exchange	Munich
Currency	EUR
Sector	-
Security type	Stock
Market cap (m)	56 EUR
Benchmark	CAC 40 INDEX

Market data

Bid (Bid size)	-
Ask (Ask size)	-
Open	5.70 EUR
High	5.70 EUR
Low	5.70 EUR
Close (prev. day)	5.70 EUR
VWAP	5.64 EUR
Volume (pcs)	0
Trading volume	0.00
Number of trades	1
Last size	0











Futures and Options

Related Futures	-
Related Options	-



Information about previous performance does not guarantee future performance.
Source: FactSet

Recent research

on market		
Date	Headline	Download
2022/07/25	 Global Equity Ratings	
2022/07/25	 Aktienempfehlungen Global	
2022/07/19	 Aktienempfehlungen Global	
2022/07/19	 Global Equity Ratings	
2022/07/12	 Marktkommentar	

Details

2022/08/05 08:03:16

Price
5.70 EURDifference ➔ 0.00% (0.00)

General attributes

ISIN	FR0013296746
Symbol	ALDVI
Exchange	Munich
Currency	EUR
Sector	-
Security type	Stock
Market cap (m)	56 EUR
Benchmark	CAC 40 INDEX

Market data

Bid (Bid size)	-
Ask (Ask size)	-
Open	5.70 EUR
High	5.70 EUR
Low	5.70 EUR
Close (prev. day)	5.70 EUR
VWAP	5.64 EUR
Volume (pcs)	0
Trading volume	0.00
Number of trades	1
Last size	0

Performance and Risk

	6M	1Y	3Y
Perf (%)	-28.48%	-	-
Perf (abs.)	-2.27	-	-
Beta	-	-	-
Volatility	58.91	58.01	58.01

5Y



Information about previous performance does not guarantee future performance.
Source: FactSet

Price data

Ø price 5 days Ø volume 5 days (pcs.)	5.50 EUR (0)
Ø price 30 days Ø volume 30 days (pcs.)	5.58 EUR (17)
Ø price 100 days Ø volume 100 days (pcs.)	5.47 EUR (7)
Ø price 250 days Ø volume 250 days (pcs.)	- EUR (8)
YTD High date	9.52 EUR (2022/01/06)
YTD Low date	4.19 EUR (2022/05/17)
52 Weeks High date	9.52 EUR (2022/01/06)
52 Weeks Low date	4.19 EUR (2022/05/17)

All listings for ADVICENNE EUR0.20

Exchange ⊕	Date	Time	Price	Trading volume (mio.)	Number of trades
Stuttgart	2022/08/05	16:30	5.56 EUR	0.00	11
Munich	2022/08/05	08:03	5.70 EUR	0.00	1
Frankfurt	2022/08/05	09:16	5.69 EUR	0.00	1
Euronext Growth Paris	2022/08/05	17:35	5.66 EUR	0.04	68

Company profile

Company Logo

<https://>

Company Profile

-

Contact Details

ADVICENNE

--

Telefon: -

Fax: -

E-mail: -