



CNIM GROUPE SA

ISIN: **FR0000053399**WKN: **873530**

Overview

2022/01/17 09:31:51

Price
7.12 EUR

Difference  **-0.56% (-0.04)**

General attributes

ISIN	FR0000053399
Symbol	9IY
Exchange	Stuttgart
Currency	EUR
Sector	Utilities
Security type	Stock
Market cap (m)	23 EUR
Benchmark	CAC 40 INDEX

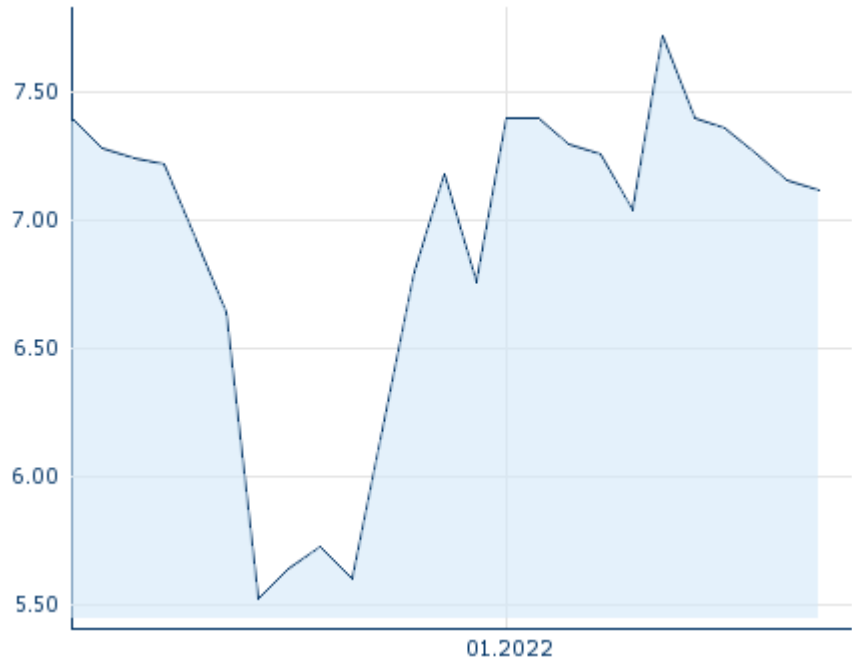
Market data

Bid (Bid size)	- (0)
Ask (Ask size)	- (0)
Open	7.16 EUR
High	7.16 EUR
Low	7.12 EUR
Close (prev. day)	7.16 EUR
VWAP	-
Volume (pcs)	0
Trading volume	0.00
Number of trades	5
Last size	0

Futures and Options




Related Futures	-
Related Options	-

5Y



Information about previous performance does not guarantee future performance.
Source: FactSet

Recent research

on sector		on market	
Date		Headline	Download
2022/09/26		Global Equity Ratings	
2022/09/26		Aktienempfehlungen Global	
2022/09/19		Aktienempfehlungen Österreich	
2022/09/05		Aktienempfehlungen Österreich	
2022/09/01		Global Equity Ratings	

Details

2022/01/17 09:31:51

Price
7.12 EURDifference  -0.56% (-0.04)

General attributes

ISIN	FR0000053399
Symbol	9IY
Exchange	Stuttgart
Currency	EUR
Sector	Utilities
Security type	Stock
Market cap (m)	23 EUR
Benchmark	CAC 40 INDEX

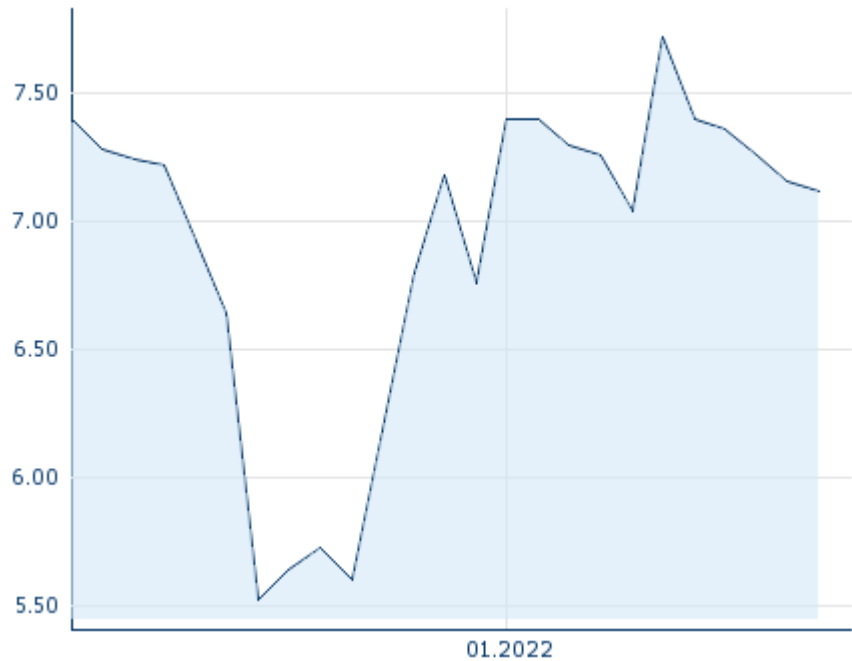
Market data

Bid (Bid size)	- (0)
Ask (Ask size)	- (0)
Open	7.16 EUR
High	7.16 EUR
Low	7.12 EUR
Close (prev. day)	7.16 EUR
VWAP	-
Volume (pcs)	0
Trading volume	0.00
Number of trades	5
Last size	0

Performance and Risk

	6M	1Y	3Y
Perf (%)	-	-	-
Perf (abs.)	-	-	-
Beta	-0.03	-0.05	-0.03
Volatility	94.95	94.95	94.95

5Y



Information about previous performance does not guarantee future performance.
Source: FactSet

Price data

Ø price 5 days Ø volume 5 days (pcs.)	7.26 EUR (0)
Ø price 30 days Ø volume 30 days (pcs.)	- EUR (0)
Ø price 100 days Ø volume 100 days (pcs.)	- EUR (0)
Ø price 250 days Ø volume 250 days (pcs.)	- EUR (0)
YTD High date	7.72 EUR (2022/01/10)
YTD Low date	6.72 EUR (2022/01/03)
52 Weeks High date	7.72 EUR (2022/01/10)
52 Weeks Low date	5.42 EUR (2021/12/20)

All listings for CNIM GROUPE SA

Exchange 	Date	Time	Price	Trading volume (mio.)	Number of trades
Stuttgart	2022/01/17	09:31	7.12 EUR	0.00	5
London Stock Exchange	2021/02/01	15:46	15.2996 EUR	0.00	1
Euronext Paris	2022/01/14	16:38	7.46 EUR	0.00	8

Company profile

Company Logo



Company Profile

-

Contact Details

CNIM GROUPE

--

Telefon: -

Fax: -

E-mail: -