

BASF SE FUTURE (BASG) - EUX/202412

2023/10/02 19:01:45

Price
41.5226 EUR

Difference  -2.60% (-1.11)

General attributes

Symbol	BASGZ24
Exchange	Eurex
Currency	EUR
Security type	Future
Underlying	BASF SE
Maturity	12-2024
Contract size	100

Market data

Bid (Bid size)	- EUR (-)
Ask (Ask size)	- EUR (-)
Open	41.5226 EUR
High	41.5226 EUR
Low	41.5226 EUR
Close (prev. day)	42.6303 EUR
Underlying	BASF SE
Underlying price (date)	41.89 (23/10/02)
Settlement price (date)	41.52 (23/10/02)
Open Interest	0

Performance and Risk

	6M	1Y	3Y
Perf (%)	-9.73%	+7.87%	-
Perf (abs.)	-4.47	+3.03	-
Beta	-	-	-
Volatility	27.28	29.41	35.13

Futures and Options

Related Futures	-
Related Options	-

5Y












Information about previous performance does not guarantee future performance.
Source: FactSet

Price data

Ø price 5 days Ø volume 5 days (pcs.)	42.0496 EUR (0)
Ø price 30 days Ø volume 30 days (pcs.)	44.6477 EUR (0)
Ø price 100 days Ø volume 100 days (pcs.)	45.7601 EUR (0)
Ø price 250 days Ø volume 250 days (pcs.)	46.4823 EUR (0)
YTD High date	52.1043 EUR (2023/02/03)
YTD Low date	41.5226 EUR (2023/10/02)
52 Weeks High date	52.1043 EUR (2023/02/03)
52 Weeks Low date	39.5971 EUR (2022/10/07)

Recent Research

on underlying	on sector	on market	
Date		Headline	Download
2023/09/29		Global Equity Ratings	
2023/09/29		Aktienempfehlungen Global	
2023/09/08		Global Equity Ratings	
2023/09/08		Aktienempfehlungen Global	
2023/08/22		Global Equity Ratings	