

BASF SE FUTURE (BASG) - EUX/202412

2023/09/28 18:36:24

Price
42.3375 EUR

Difference  0.89% (0.37)

General attributes

Symbol	BASGZ24
Exchange	Eurex
Currency	EUR
Security type	Future
Underlying	BASF SE
Maturity	12-2024
Contract size	100

Market data

Bid (Bid size)	- EUR (-)
Ask (Ask size)	- EUR (-)
Open	42.3375 EUR
High	42.3375 EUR
Low	42.3375 EUR
Close (prev. day)	41.9657 EUR
Underlying	BASF SE
Underlying price (date)	43.145 (23/09/29)
Settlement price (date)	42.34 (23/09/28)
Open Interest	0

Performance and Risk

	6M	1Y	3Y
Perf (%)	-3.67%	+9.92%	-
Perf (abs.)	-1.61	+3.82	-
Beta	-	-	-
Volatility	27.19	29.38	35.14

Futures and Options

Related Futures	-
Related Options	-

5Y












Information about previous performance does not guarantee future performance.
Source: FactSet

Price data

Ø price 5 days Ø volume 5 days (pcs.)	42.2929 EUR (0)
Ø price 30 days Ø volume 30 days (pcs.)	44.8882 EUR (0)
Ø price 100 days Ø volume 100 days (pcs.)	45.8732 EUR (0)
Ø price 250 days Ø volume 250 days (pcs.)	46.4762 EUR (0)
YTD High date	52.1043 EUR (2023/02/03)
YTD Low date	41.7920 EUR (2023/09/26)
52 Weeks High date	52.1043 EUR (2023/02/03)
52 Weeks Low date	37.8647 EUR (2022/09/29)

Recent Research

on underlying	on sector	on market	
Date		Headline	Download
2023/09/29		Global Equity Ratings	
2023/09/29		Aktienempfehlungen Global	
2023/09/08		Global Equity Ratings	
2023/09/08		Aktienempfehlungen Global	
2023/08/22		Global Equity Ratings	