

BASF SE FUTURE (BASG) - EUX/202412

2023/06/02 18:31:57

Price
47.0132 EUR

Difference  4.57% (2.05)

General attributes

Symbol	BASGZ24
Exchange	Eurex
Currency	EUR
Security type	Future
Underlying	BASF SE
Maturity	12-2024
Contract size	100

Market data

Bid (Bid size)	- EUR (-)
Ask (Ask size)	- EUR (-)
Open	47.0132 EUR
High	47.0132 EUR
Low	47.0132 EUR
Close (prev. day)	44.959 EUR
Underlying	BASF SE
Underlying price (date)	46.79 (23/06/02)
Settlement price (date)	47.01 (23/06/02)
Open Interest	0

Performance and Risk

	6M	1Y	3Y
Perf (%)	+1.03%	-5.72%	-
Perf (abs.)	+0.48	-2.85	-
Beta	-	-	-
Volatility	30.05	35.85	36.98

Futures and Options

Related Futures	-
Related Options	-

5Y












Information about previous performance does not guarantee future performance.
Source: FactSet

Price data

Ø price 5 days Ø volume 5 days (pcs.)	45.9335 EUR (0)
Ø price 30 days Ø volume 30 days (pcs.)	47.0393 EUR (0)
Ø price 100 days Ø volume 100 days (pcs.)	47.6660 EUR (0)
Ø price 250 days Ø volume 250 days (pcs.)	44.7942 EUR (0)
YTD High date	52.1043 EUR (2023/02/03)
YTD Low date	42.1045 EUR (2023/03/15)
52 Weeks High date	52.1043 EUR (2023/02/03)
52 Weeks Low date	37.0043 EUR (2022/07/05)

Recent Research

on underlying	on sector	on market	
Date		Headline	Download
2023/06/01		Aktienempfehlungen Global	
2023/06/01		Global Equity Ratings	
2023/05/24		Global Equity Ratings	
2023/05/24		Aktienempfehlungen Global	
2023/05/03		Global Equity Ratings	