


# BANK OF AMERICA CORP. FUTURE (BACF) - EUX/202412

2023/10/03 19:03:23

**Price**  
**26.8251** USD

**Difference**  **-3.50% (-0.97)**

**General attributes**

Symbol: BACFZ24  
 Exchange: Eurex  
 Currency: USD  
 Security type: Future  
 Underlying: BANK OF AMERICA CORP.  
 Maturity: 12-2024  
 Contract size: 100

**Market data**

Bid (Bid size): - USD (-)  
 Ask (Ask size): - USD (-)  
 Open: 26.8251 USD  
 High: 26.8251 USD  
 Low: 26.8251 USD  
 Close (prev. day): 27.7976 USD  
 Underlying: BANK OF AMERICA CORP.  
 Underlying price (date): 25.91 (23/10/03)  
 Settlement price (date): 26.83 (23/10/03)  
 Open Interest: 0

**Performance and Risk**

	6M	1Y	3Y
Perf (%)	-9.29%	-15.96%	-
Perf (abs.)	-2.75	-5.09	-
Beta	-	-	-
Volatility	26.54	28.95	32.74

**Futures and Options**

Related Futures: -  
 Related Options: -












Information about previous performance does not guarantee future performance.  
 Source: FactSet

**Price data**

Ø price 5 days | Ø volume 5 days (pcs.): 27.9371 USD (0)  
 Ø price 30 days | Ø volume 30 days (pcs.): 29.1791 USD (0)  
 Ø price 100 days | Ø volume 100 days (pcs.): 30.1155 USD (0)  
 Ø price 250 days | Ø volume 250 days (pcs.): 32.5711 USD (0)  
 YTD High | date: 38.3000 USD (2023/02/07)  
 YTD Low | date: 26.8251 USD (2023/10/03)  
 52 Weeks High | date: 40.1485 USD (2022/11/11)  
 52 Weeks Low | date: 26.8251 USD (2023/10/03)

**Recent Research**

on underlying   on sector   on market			
Date		Headline	Download
2023/09/29		Global Equity Ratings	
2023/09/29		Aktienempfehlungen Global	
2023/09/08		Global Equity Ratings	
2023/09/08		Aktienempfehlungen Global	
2023/08/22		Global Equity Ratings	