


BANK OF AMERICA CORP. FUTURE (BACF) - EUX/202412

2023/06/05 18:46:29

Price
29.4473 USD

Difference  **-0.90% (-0.27)**

General attributes

Symbol BACFZ24
 Exchange Eurex
 Currency USD
 Security type Future
 Underlying BANK OF AMERICA CORP.
 Maturity 12-2024
 Contract size 100

Market data

Bid (Bid size) - USD (-)
 Ask (Ask size) - USD (-)
 Open 29.4473 USD
 High 29.4473 USD
 Low 29.4473 USD
 Close (prev. day) 29.7157 USD
 Underlying BANK OF AMERICA CORP.
 Underlying price (date) 28.54 (23/06/05)
 Settlement price (date) 29.45 (23/06/05)
 Open Interest 0

Performance and Risk

	6M	1Y	3Y
Perf (%)	-19.54%	-19.92%	-
Perf (abs.)	-7.15	-7.33	-
Beta	-	-	-
Volatility	32.24	32.01	34.47

Futures and Options

Related Futures -
 Related Options -












Information about previous performance does not guarantee future performance.
 Source: FactSet

Price data

Ø price 5 days Ø volume 5 days (pcs.)	28.9631 USD (0)
Ø price 30 days Ø volume 30 days (pcs.)	28.8035 USD (0)
Ø price 100 days Ø volume 100 days (pcs.)	32.0647 USD (0)
Ø price 250 days Ø volume 250 days (pcs.)	33.6961 USD (0)
YTD High date	38.3000 USD (2023/02/07)
YTD Low date	27.4429 USD (2023/05/04)
52 Weeks High date	40.1485 USD (2022/11/11)
52 Weeks Low date	27.4429 USD (2023/05/04)

Recent Research

on underlying	on sector	on market	
Date		Headline	Download
2023/06/01		Aktienempfehlungen Global	
2023/06/01		Global Equity Ratings	
2023/05/24		Global Equity Ratings	
2023/05/24		Aktienempfehlungen Global	
2023/05/03		Global Equity Ratings	