

FRESENIUS SE&CO.KGAA STO.TRA. FUTURE (1FRE) - EUX/202412

2023/03/24 18:33:53

Price
25.1215 EUR

Difference  -2.45% (-0.63)

General attributes

Symbol	1FREZ24
Exchange	Eurex
Currency	EUR
Security type	Future
Underlying	FRESENIUS SE & CO. KGAA
Maturity	12-2024
Contract size	100

Market data

Bid (Bid size)	- EUR (-)
Ask (Ask size)	- EUR (-)
Open	25.1215 EUR
High	25.1215 EUR
Low	25.1215 EUR
Close (prev. day)	25.7513 EUR
Underlying	FRESENIUS SE & CO. KGAA
Underlying price (date)	23.60 (23/03/24)
Settlement price (date)	25.12 (23/03/24)
Open Interest	0

Performance and Risk

	6M	1Y	3Y
Perf (%)	+7.93%	-22.84%	-
Perf (abs.)	+1.85	-7.44	-
Beta	-	-	-
Volatility	29.26	29.43	30.03

Futures and Options

Related Futures	-
Related Options	-

5Y












Information about previous performance does not guarantee future performance.
Source: FactSet

Price data

Ø price 5 days Ø volume 5 days (pcs.)	25.5396 EUR (0)
Ø price 30 days Ø volume 30 days (pcs.)	27.4011 EUR (0)
Ø price 100 days Ø volume 100 days (pcs.)	27.8169 EUR (0)
Ø price 250 days Ø volume 250 days (pcs.)	28.2328 EUR (0)
YTD High date	31.1278 EUR (2023/02/20)
YTD Low date	24.9834 EUR (2023/03/15)
52 Weeks High date	36.0735 EUR (2022/05/05)
52 Weeks Low date	21.3115 EUR (2022/10/14)

Recent Research

on underlying	on sector	on market	
Date		Headline	Download
2022/05/04		Global Equity Ratings	
2022/05/04		Aktienempfehlungen Global	
2022/04/27		Global Equity Ratings	
2022/04/27		Aktienempfehlungen Global	
2022/04/14		Global Equity Ratings	