

RWE AG FUTURE (RWEH) - EUX/202412

2023/09/20 18:44:19

Price
37.8804 EUR

Difference  1.40% (0.52)

General attributes

Symbol	RWEHZ24
Exchange	Eurex
Currency	EUR
Security type	Future
Underlying	RWE AG
Maturity	12-2024
Contract size	100

Market data

Bid (Bid size)	- EUR (-)
Ask (Ask size)	- EUR (-)
Open	37.8804 EUR
High	37.8804 EUR
Low	37.8804 EUR
Close (prev. day)	37.3565 EUR
Underlying	RWE AG
Underlying price (date)	36.53 (23/09/21)
Settlement price (date)	37.88 (23/09/20)
Open Interest	0

Performance and Risk

	6M	1Y	3Y
Perf (%)	-3.14%	-8.79%	-
Perf (abs.)	-1.23	-3.65	-
Beta	-	-	-
Volatility	18.56	21.60	29.70

Futures and Options

Related Futures	-
Related Options	-

5Y












Information about previous performance does not guarantee future performance.
Source: FactSet

Price data

Ø price 5 days Ø volume 5 days (pcs.)	37.6029 EUR (0)
Ø price 30 days Ø volume 30 days (pcs.)	38.9853 EUR (0)
Ø price 100 days Ø volume 100 days (pcs.)	40.6852 EUR (0)
Ø price 250 days Ø volume 250 days (pcs.)	41.0084 EUR (0)
YTD High date	44.1628 EUR (2023/05/12)
YTD Low date	37.1650 EUR (2023/09/18)
52 Weeks High date	44.1628 EUR (2023/05/12)
52 Weeks Low date	37.1650 EUR (2023/09/18)

Recent Research

on underlying	on sector	on market	
Date		Headline	Download
2023/09/08		Global Equity Ratings	
2023/09/08		Aktienempfehlungen Global	
2023/08/22		Global Equity Ratings	
2023/08/22		Aktienempfehlungen Global	
2023/08/17		Global Equity Ratings	