

MATSUI SECURITIES CORP LTD.

ISIN: JP3863800003 WKN: 8628

Overview

2023/06/08 19:50:00

Price
5.20 EURDifference  0.00% (0.00)

General attributes

ISIN	JP3863800003
Symbol	8628
Exchange	Frankfurt
Currency	EUR
Sector	Financial
Security type	Stock
Market cap (m)	1,359 EUR
Benchmark	NIKKEI 225

Market data

Bid (Bid size)	-
Ask (Ask size)	-
Open	5.20 EUR
High	5.20 EUR
Low	5.20 EUR
Close (prev. day)	5.20 EUR
VWAP	5.25 EUR
Volume (pcs)	0
Trading volume	0.00
Number of trades	2
Last size	0

Futures and Options











Related Futures	-
Related Options	-

5Y



Information about previous performance does not guarantee future performance.
Source: FactSet

Recent research

on sector		on market	
Date		Headline	Download
2023/06/06		Global Equity Ratings	
2023/06/06		Aktienempfehlungen Global	
2023/06/02		Equity Weekly	
2023/06/01		Aktienempfehlungen Global	
2023/06/01		Global Equity Ratings	

Details

2023/06/08 19:50:00

Price
5.20 EURDifference ➔ 0.00% (0.00)

General attributes

ISIN	JP3863800003
Symbol	8628
Exchange	Frankfurt
Currency	EUR
Sector	Financial
Security type	Stock
Market cap (m)	1,359 EUR
Benchmark	NIKKEI 225

Market data

Bid (Bid size)	-
Ask (Ask size)	-
Open	5.20 EUR
High	5.20 EUR
Low	5.20 EUR
Close (prev. day)	5.20 EUR
VWAP	5.25 EUR
Volume (pcs)	0
Trading volume	0.00
Number of trades	2
Last size	0

Performance and Risk

	6M	1Y	3Y
Perf (%)	-3.70%	-10.34%	-27.27%
Perf (abs.)	-0.20	-0.60	-1.95
Beta	0.33	0.34	0.48
Volatility	17.62	16.98	18.85

5Y



Information about previous performance does not guarantee future performance.
Source: FactSet

Price data

Ø price 5 days Ø volume 5 days (pcs.)	5.21 EUR (0)
Ø price 30 days Ø volume 30 days (pcs.)	5.19 EUR (13)
Ø price 100 days Ø volume 100 days (pcs.)	5.39 EUR (6)
Ø price 250 days Ø volume 250 days (pcs.)	5.48 EUR (10)
YTD High date	5.65 EUR (2023/01/03)
YTD Low date	5.05 EUR (2023/05/02)
52 Weeks High date	5.95 EUR (2022/08/02)
52 Weeks Low date	5.05 EUR (2023/05/02)

Arbitrage views

Exchange ⊕	Date	Time	Price	Trading volume (mio.)	Number of trades
Tokyo Stock Exchange	2023/06/08	08:00	785.00 JPY	6.06	876
Munich	2023/06/08	08:06	5.25 EUR	0.00	1
Frankfurt	2023/06/08	19:50	5.20 EUR	0.00	2
FINRA other OTC Issues	2018/06/25	16:12	9.50 USD	0.00	1
Duesseldorf	2023/06/08	16:01	5.15 EUR	0.00	5

	08						
Berlin	2023/06/08	08:06	5.20	EUR	0.00		1

Company profile

Company Logo

Contact Details

MATSUI SECURITIES CO

--

Telefon: -

Fax: -

E-mail: -

Company Profile

-