

## ADBRI LTD.

ISIN: AU000000ABC7

WKN: ABC

## Overview

2023/06/08 21:46:02

Price  
1.42 EURDifference  0.00% (0.00)

## General attributes

ISIN	AU000000ABC7
Symbol	ABC
Exchange	Berlin
Currency	EUR
Sector	Construction
Security type	Stock
Market cap (m)	930 EUR
Benchmark	ASX ALL ORDINARIES INDEX

## Market data

Bid (Bid size)	-
Ask (Ask size)	-
Open	1.42 EUR
High	1.43 EUR
Low	1.42 EUR
Close (prev. day)	1.42 EUR
VWAP	-
Volume (pcs)	0
Trading volume	0.00
Number of trades	9
Last size	0











## Futures and Options

Related Futures	-
Related Options	-



Information about previous performance does not guarantee future performance.  
Source: FactSet

## Recent research

on sector			
Date		Headline	Download
2023/06/06		Global Equity Ratings	
2023/06/06		Aktienempfehlungen Global	
2023/06/02		Equity Weekly	
2023/06/01		Aktienempfehlungen Global	
2023/06/01		Global Equity Ratings	

## Details

2023/06/08 21:46:02

Price  
1.42 EURDifference ➔ 0.00% (0.00)

## General attributes

ISIN	AU000000ABC7
Symbol	ABC
Exchange	Berlin
Currency	EUR
Sector	Construction
Security type	Stock
Market cap (m)	930 EUR
Benchmark	ASX ALL ORDINARIES INDEX

## Market data

Bid (Bid size)	-
Ask (Ask size)	-
Open	1.42 EUR
High	1.43 EUR
Low	1.42 EUR
Close (prev. day)	1.42 EUR
VWAP	-
Volume (pcs)	0
Trading volume	0.00
Number of trades	9
Last size	0

## Performance and Risk

	6M	1Y	3Y
Perf (%)	+31.48%	-21.11%	-
Perf (abs.)	+0.34	-0.38	-
Beta	0.85	1.25	1.20
Volatility	45.13	51.69	45.92

5Y



Information about previous performance does not guarantee future performance.  
Source: FactSet

## Price data

Ø price 5 days   Ø volume 5 days (pcs.)	1.40 EUR (0)
Ø price 30 days   Ø volume 30 days (pcs.)	1.11 EUR (0)
Ø price 100 days   Ø volume 100 days (pcs.)	1.09 EUR (0)
Ø price 250 days   Ø volume 250 days (pcs.)	1.23 EUR (0)
YTD High   date	1.43 EUR (2023/06/07)
YTD Low   date	0.92 EUR (2023/04/27)
52 Weeks High   date	1.83 EUR (2022/08/19)
52 Weeks Low   date	0.88 EUR (2022/10/18)

## Arbitrage views

Exchange <span>⊕</span>	Date	Time	Price	Trading volume (mio.)	Number of trades
Tradegate	2023/06/08	22:02	1.42 EUR	0.00	1
Stuttgart	2023/06/08	08:18	1.41 EUR	0.00	3
Munich	2023/06/08	08:06	1.40 EUR	0.00	1
Frankfurt	2023/06/08	12:28	1.40 EUR	0.00	2
FINRA other OTC Issues	2023/04/	21:40	1.01 USD	0.00	1

	10					
Berlin	2023/06/08	21:46	1.42 EUR	0.00		9
BX Swiss	-	-	-	0.00		-
Australian Securities Exchange	2023/06/08	08:10	2.29 AUD	2.76		1,717

## Company profile

### Company Logo



### Company Profile

-

### Contact Details

ADBRI

--

Level 1, Grenfell Street 157 5000 Adelaide,  
SA

Telefon: +61 8 8223 8000

Fax: +61 8 8215 0030

E-mail: -