

KEYENCE CORP

ISIN: JP3236200006 WKN: 6861

Overview

2023/06/09 08:15:01

Price
452.70 EURDifference  1.84% (8.20)

General attributes

ISIN	JP3236200006
Symbol	6861
Exchange	Hanover
Currency	EUR
Sector	Technology
Security type	Stock
Market cap (m)	111,107 EUR
Benchmark	NIKKEI 225

Market data

Bid (Bid size)	-
Ask (Ask size)	-
Open	452.70 EUR
High	452.70 EUR
Low	452.70 EUR
Close (prev. day)	444.50 EUR
VWAP	-
Volume (pcs)	0
Trading volume	0.00
Number of trades	1
Last size	0

Futures and Options











Related Futures	-
Related Options	-

5Y



Information about previous performance does not guarantee future performance.
Source: FactSet

Recent research

on sector		on market	
Date		Headline	Download
2023/06/06		Global Equity Ratings	
2023/06/06		Aktienempfehlungen Global	
2023/06/02		Equity Weekly	
2023/06/01		Aktienempfehlungen Global	
2023/06/01		Global Equity Ratings	

Details

2023/06/09 08:15:01

Price

452.70 EUR

Difference ▲ 1.84% (8.20)

General attributes

ISIN	JP3236200006
Symbol	6861
Exchange	Hanover
Currency	EUR
Sector	Technology
Security type	Stock
Market cap (m)	111,107 EUR
Benchmark	NIKKEI 225

Market data

Bid (Bid size)	-
Ask (Ask size)	-
Open	452.70 EUR
High	452.70 EUR
Low	452.70 EUR
Close (prev. day)	444.50 EUR
VWAP	-
Volume (pcs)	0
Trading volume	0.00
Number of trades	1
Last size	0

Performance and Risk

	6M	1Y	3Y
Perf (%)	+16.21%	+24.20%	-
Perf (abs.)	+62.00	+86.60	-
Beta	1.20	1.37	1.13
Volatility	25.53	30.07	31.93

5Y



Information about previous performance does not guarantee future performance.
Source: FactSet

Price data

Ø price 5 days Ø volume 5 days (pcs.)	464.20 EUR (0)
Ø price 30 days Ø volume 30 days (pcs.)	445.21 EUR (1)
Ø price 100 days Ø volume 100 days (pcs.)	426.32 EUR (0)
Ø price 250 days Ø volume 250 days (pcs.)	393.70 EUR (0)
YTD High date	475.60 EUR (2023/06/05)
YTD Low date	357.70 EUR (2023/01/05)
52 Weeks High date	475.60 EUR (2023/06/05)
52 Weeks Low date	319.70 EUR (2022/06/23)

Arbitrage views

Exchange	Date	Time	Price	Trading volume (mio.)	Number of trades
Tradegate	2023/06/09	22:26	458.70 EUR	0.01	4
Tokyo Stock Exchange	2023/06/09	08:00	68,410.00 JPY	673.83	3,676
Stuttgart	2023/06/09	14:47	457.90 EUR	0.02	5
Munich	2023/06/09	16:29	460.00 EUR	0.00	2
Hanover	2023/06/09	08:15	452.70 EUR	0.00	1

	09					
Frankfurt	2023/06/09	17:21	460.00 EUR	0.01		4
FINRA other OTC Issues	2023/06/09	21:59	498.26 USD	2.03		201
Duesseldorf	2023/06/09	21:01	455.80 EUR	0.00		11
Berlin	2023/06/09	08:10	453.10 EUR	0.00		1

Company profile

Company Logo



Company Profile

-

Contact Details

KEYENCE

--

1-3-14, Higashi-nakajima, Higashi-
Yodogawa -- Osaka

Telefon: -

Fax: -

E-mail: -