

KAWASAKI KISEN KAISHA LTD.

ISIN: JP3223800008 WKN: 9107

Overview

2023/06/01 22:26:55

Price
21.02 EURDifference  -2.59% (-0.56)

General attributes

ISIN	JP3223800008
Symbol	9107
Exchange	Tradegate
Currency	EUR
Sector	Transport
Security type	Stock
Market cap (m)	5,325 EUR
Benchmark	NIKKEI 225

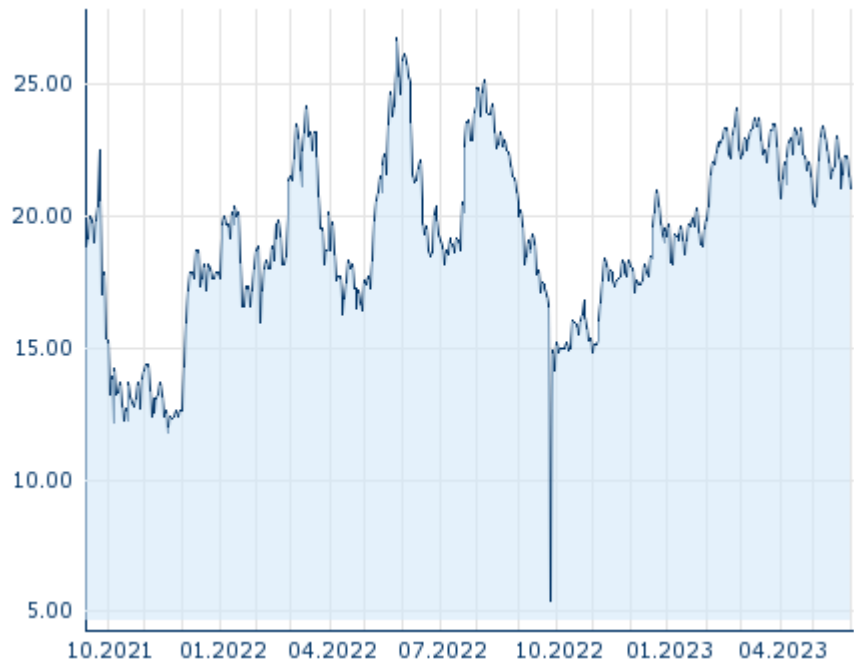
Market data

Bid (Bid size)	20.86 EUR (239)
Ask (Ask size)	21.16 EUR (235)
Open	21.24 EUR
High	21.24 EUR
Low	21.04 EUR
Close (prev. day)	21.58 EUR
VWAP	21.07755 EUR
Volume (pcs)	554
Trading volume	11,676.96
Number of trades	3
Last size	-

Futures and Options







Related Futures	-
Related Options	-

5Y



Information about previous performance does not guarantee future performance.
Source: FactSet

Recent research

on sector	on market		
Date		Headline	Download
2023/06/01		Aktienempfehlungen Global	
2023/06/01		Global Equity Ratings	
2023/05/30		Aktienempfehlungen Österreich	
2023/05/24		Global Equity Ratings	
2023/05/24		Aktienempfehlungen Global	

Details

2023/06/01 22:26:55

Price

21.02 EUR

Difference ▼ -2.59% (-0.56)

General attributes

ISIN	JP3223800008
Symbol	9107
Exchange	Tradegate
Currency	EUR
Sector	Transport
Security type	Stock
Market cap (m)	5,325 EUR
Benchmark	NIKKEI 225

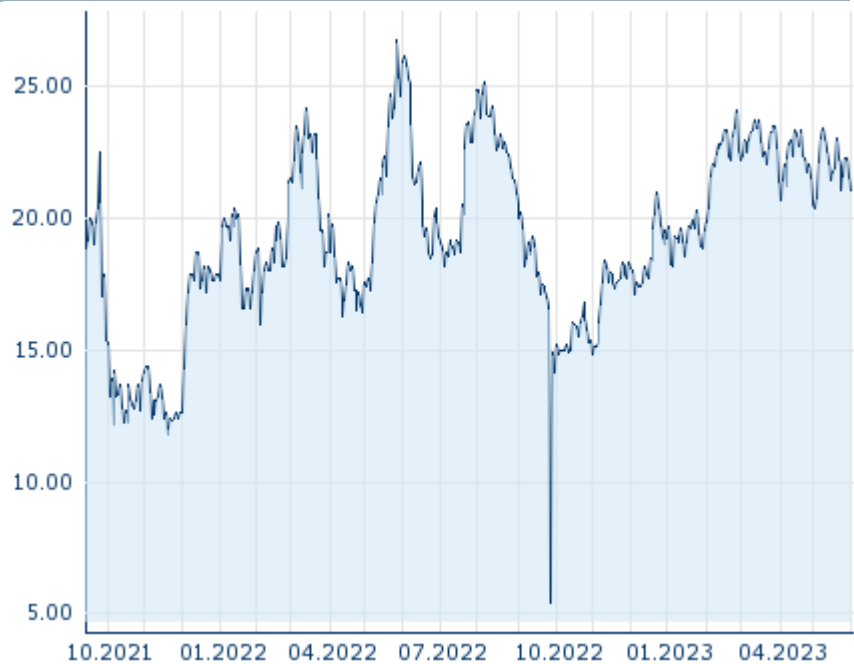
Market data

Bid (Bid size)	20.86 EUR (239)
Ask (Ask size)	21.16 EUR (235)
Open	21.24 EUR
High	21.24 EUR
Low	21.04 EUR
Close (prev. day)	21.58 EUR
VWAP	21.07755 EUR
Volume (pcs)	554
Trading volume	11,676.96
Number of trades	3
Last size	-

Performance and Risk

	6M	1Y	3Y
Perf (%)	+16.07%	-18.84%	-
Perf (abs.)	+2.91	-4.88	-
Beta	0.89	0.88	1.06
Volatility	44.27	158.52	132.48

5Y



Information about previous performance does not guarantee future performance.
Source: FactSet

Price data

Ø price 5 days Ø volume 5 days (pcs.)	21.74 EUR (610)
Ø price 30 days Ø volume 30 days (pcs.)	21.98 EUR (201)
Ø price 100 days Ø volume 100 days (pcs.)	21.89 EUR (296)
Ø price 250 days Ø volume 250 days (pcs.)	20.10 EUR (237)
YTD High date	24.13 EUR (2023/02/27)
YTD Low date	18.01 EUR (2023/01/04)
52 Weeks High date	26.11 EUR (2022/06/03)
52 Weeks Low date	5.30 EUR (2022/09/28)

Arbitrage views

Exchange ⊕	Date	Time	Price	Trading volume (mio.)	Number of trades
Tradegate	2023/06/01	22:26	21.02 EUR	0.01	3
Tokyo Stock Exchange	2023/06/01	08:00	3,160.00 JPY	192.57	3,643
Frankfurt	2023/06/01	08:01	20.96 EUR	0.00	1
FINRA other OTC Issues	2023/05/08	21:27	23.96 USD	0.01	2
Duesseldorf	2023/06/01	21:01	20.76 EUR	0.00	11

	01						
Berlin	2023/06/01	08:07	21.02	EUR	0.00		1

Company profile

Company Logo



Company Profile

-

Contact Details

KAWASAKI KISEN KAISHA

--

1-2-9, Nishi-Shinbashi, Minato-ku - 105-8421
Tokyo

Telefon: 03-3595-5000

Fax: 03-3595-5175

E-mail: -