

NIKKEI 225 FUTURE (NIY) - CMG/202409

2023/09/29 22:01:08

Price
31,860.00 JPY

Difference  **-0.59% (-190.00)**

General attributes

Symbol	NIYU24
Exchange	Chicago Mercantile Exchange - Globex
Currency	JPY
Security type	Future
Underlying	NIKKEI 225
Maturity	09-2024
Contract size	1

Market data

Bid (Bid size)	- JPY (-)
Ask (Ask size)	- JPY (-)
Open	31,860.00 JPY
High	31,860.00 JPY
Low	31,860.00 JPY
Close (prev. day)	32,050.00 JPY
Underlying	NIKKEI 225
Underlying price (date)	- (-)
Settlement price (date)	31,860.00 (23/09/29)
Open Interest	1

Performance and Risk

	6M	1Y	3Y
Perf (%)	+15.04%	+26.63%	-
Perf (abs.)	+4,165.00	+6,700.00	-
Beta	-	-	-
Volatility	17.71	17.94	19.60

Futures and Options

Related Futures	-
Related Options	-












5Y

Information about previous performance does not guarantee future performance.
 Source: FactSet

Price data

Ø price 5 days Ø volume 5 days (pcs.)	32,212.00 JPY (0)
Ø price 30 days Ø volume 30 days (pcs.)	32,465.67 JPY (0)
Ø price 100 days Ø volume 100 days (pcs.)	31,868.05 JPY (0)
Ø price 250 days Ø volume 250 days (pcs.)	28,896.16 JPY (0)
YTD High date	33,580.00 JPY (2023/09/18)
YTD Low date	25,285.00 JPY (2023/01/05)
52 Weeks High date	33,580.00 JPY (2023/09/18)
52 Weeks Low date	25,025.00 JPY (2022/09/30)

Recent Research

on market			
Date		Headline	Download
2023/09/29		Global Equity Ratings	
2023/09/29		Aktienempfehlungen Global	
2023/09/08		Global Equity Ratings	
2023/09/08		Aktienempfehlungen Global	
2023/09/07		Euro mit Aufwärtspotential	