

BRAINCHIP HOLDINGS LTD.

ISIN: **AU000000BRN8** WKN: **BRN**

Overview

2023/06/09 21:00:28

Price
0.2591 EURDifference  -0.80% (-0.00)

General attributes

ISIN	AU000000BRN8
Symbol	BRN
Exchange	Duesseldorf
Currency	EUR
Sector	Technology
Security type	Stock
Market cap (m)	453 EUR
Benchmark	S&P 500

Market data

Bid (Bid size)	-
Ask (Ask size)	-
Open	0.2518 EUR
High	0.2593 EUR
Low	0.2518 EUR
Close (prev. day)	0.2612 EUR
VWAP	-
Volume (pcs)	0
Trading volume	0.00
Number of trades	13
Last size	0

Futures and Options









Related Futures	-
Related Options	-

5Y



Information about previous performance does not guarantee future performance.
Source: FactSet

Recent research

on sector		on market	
Date		Headline	Download
2023/06/06		Global Equity Ratings	
2023/06/06		Aktienempfehlungen Global	
2023/06/02		Equity Weekly	
2023/06/01		Aktienempfehlungen Global	
2023/06/01		Global Equity Ratings	

Details

2023/06/09 21:00:28

Price
0.2591 EUR

Difference ▼ -0.80% (-0.00)

General attributes

ISIN	AU000000BRN8
Symbol	BRN
Exchange	Duesseldorf
Currency	EUR
Sector	Technology
Security type	Stock
Market cap (m)	453 EUR
Benchmark	S&P 500

Market data

Bid (Bid size)	-
Ask (Ask size)	-
Open	0.2518 EUR
High	0.2593 EUR
Low	0.2518 EUR
Close (prev. day)	0.2612 EUR
VWAP	-
Volume (pcs)	0
Trading volume	0.00
Number of trades	13
Last size	0

Performance and Risk

	6M	1Y	3Y
Perf (%)	-33.81%	-59.82%	-
Perf (abs.)	-0.13	-0.39	-
Beta	0.82	0.26	0.07
Volatility	75.61	72.16	87.43

5Y



Information about previous performance does not guarantee future performance.
Source: FactSet

Price data

Ø price 5 days Ø volume 5 days (pcs.)	0.2652 EUR (72)
Ø price 30 days Ø volume 30 days (pcs.)	0.2607 EUR (13)
Ø price 100 days Ø volume 100 days (pcs.)	0.3123 EUR (1,385)
Ø price 250 days Ø volume 250 days (pcs.)	0.4608 EUR (897)
YTD High date	0.5585 EUR (2023/01/04)
YTD Low date	0.2154 EUR (2023/04/26)
52 Weeks High date	0.8620 EUR (2022/07/28)
52 Weeks Low date	0.2154 EUR (2023/04/26)

Arbitrage views

Exchange	Date	Time	Price	Trading volume (mio.)	Number of trades
Tradegate	2023/06/09	22:26	0.2637 EUR	0.01	9
Stuttgart	2023/06/09	14:07	0.258 EUR	0.00	4
Munich	2023/06/09	15:14	0.2648 EUR	0.00	2
Hamburg	2023/06/09	10:13	0.2636 EUR	0.00	2
Frankfurt	2023/06/09	14:29	0.258 EUR	0.00	3

	06/09					
FINRA other OTC Issues	2023/06/09	21:59	0.2899 USD	0.04		41
Duesseldorf	2023/06/09	21:00	0.2591 EUR	0.00		13
Berlin	2023/06/09	21:46	0.261 EUR	0.00		9
Australian Securities Exchange	2023/06/09	08:10	0.41 AUD	1.44		718

Company profile

Company Logo



Company Profile

-

Contact Details

BRAINCHIP HOLDINGS

--

Telefon: -

Fax: -

E-mail: -