

COREM PROPERTY GRP SER'D'NPV

ISIN: SE0015961594 WKN: -

Overview

2022/09/27 17:29:37

Price
204.00 SEKDifference  -6.21% (-13.50)

General attributes

ISIN	SE0015961594
Symbol	CORE D
Exchange	Nasdaq Stockholm
Currency	SEK
Sector	Other
Security type	Stock
Market cap (m)	955 EUR
Benchmark	OMX STOCKHOLM 30 INDEX

Market data

Bid (Bid size)	204.00 SEK (21)
Ask (Ask size)	205.00 SEK (300)
Open	218.00 SEK
High	218.00 SEK
Low	203.50 SEK
Close (prev. day)	217.50 SEK
VWAP	208.86131 SEK
Volume (pcs)	8,364
Trading volume	1,746,916.00
Number of trades	277
Last size	1

Futures and Options








Related Futures	-
Related Options	-

5Y



Information about previous performance does not guarantee future performance.
Source: FactSet

Recent research

on sector			
Date		Headline	Download
2022/09/26		Global Equity Ratings	
2022/09/26		Aktienempfehlungen Global	
2022/09/19		Aktienempfehlungen Österreich	
2022/09/16		Equity Weekly	
2022/09/09		Equity Weekly	

Details

2022/09/27 17:29:37

Price
204.00 SEK

Difference  -6.21% (-13.50)

General attributes

ISIN	SE0015961594
Symbol	CORE D
Exchange	Nasdaq Stockholm
Currency	SEK
Sector	Other
Security type	Stock
Market cap (m)	955 EUR
Benchmark	OMX STOCKHOLM 30 INDEX

Market data

Bid (Bid size)	204.00 SEK (21)
Ask (Ask size)	205.00 SEK (300)
Open	218.00 SEK
High	218.00 SEK
Low	203.50 SEK
Close (prev. day)	217.50 SEK
VWAP	208.86131 SEK
Volume (pcs)	8,364
Trading volume	1,746,916.00
Number of trades	277
Last size	1

Performance and Risk

	6M	1Y	3Y
Perf (%)	-32.45%	-33.77%	-
Perf (abs.)	-98.00	-104.00	-
Beta	0.57	0.50	0.38
Volatility	47.21	35.25	31.56

5Y



Information about previous performance does not guarantee future performance.

Source: FactSet

Price data

Ø price 5 days Ø volume 5 days (pcs.)	221.50 SEK (7,044)
Ø price 30 days Ø volume 30 days (pcs.)	239.48 SEK (5,564)
Ø price 100 days Ø volume 100 days (pcs.)	245.64 SEK (7,998)
Ø price 250 days Ø volume 250 days (pcs.)	279.30 SEK (9,684)
YTD High date	316.50 SEK (2022/01/07)
YTD Low date	168.40 SEK (2022/07/05)
52 Weeks High date	321.00 SEK (2021/12/27)
52 Weeks Low date	168.40 SEK (2022/07/05)

All listings for COREM PROPERTY GRP SER'D'NPV

Exchange 	Date	Time	Price	Trading volume (mio.)	Number of trades
Nasdaq Stockholm	2022/09/27	17:29	204.00 SEK	1.75	277
Frankfurt	2022/09/27	09:16	19.24 EUR	0.00	1

Company profile

Company Logo



Company Profile

-

Contact Details

COREM PROPERTY GROUP

--

Riddargatan 13 C 102 17 Stockholm

Telefon: +46 8 503 85 333

Fax: -

E-mail: info@corem.se