

## TOYOTA MOTOR CORP

ISIN: JP3633400001 WKN:  
7203

## Overview

2022/07/05 08:00:16

## Price

14.678 EUR

Difference  -2.41% (-0.36)

## General attributes

|                |              |
|----------------|--------------|
| ISIN           | JP3633400001 |
| Symbol         | 7203         |
| Exchange       | Frankfurt    |
| Currency       | EUR          |
| Sector         | Automotive   |
| Security type  | Stock        |
| Market cap (m) | 200,156 EUR  |
| Benchmark      | NIKKEI 225   |

## Market data

|                   |                  |
|-------------------|------------------|
| Bid (Bid size)    | 15.004 EUR (600) |
| Ask (Ask size)    | 15.05 EUR (500)  |
| Open              | 14.678 EUR       |
| High              | 14.678 EUR       |
| Low               | 14.678 EUR       |
| Close (prev. day) | 15.04 EUR        |
| VWAP              | 14.678 EUR       |
| Volume (pcs)      | 15               |
| Trading volume    | 220.17           |
| Number of trades  | 1                |
| Last size         | 15               |

## Futures and Options

|                 |   |
|-----------------|---|
| Related Futures | - |
| Related Options | - |

## PDF Downloads











Annual report: TOYOTA MOTOR CORP 

5Y



Information about previous performance does not guarantee future performance.  
Source: FactSet

## Recent research

| on instrument | on sector   | on market   |
|---------------|---|---|
| Date          | Headline  | Download  |
| 2022/06/29    |  Global Equity Ratings     |  |
| 2022/06/29    |  Aktienempfehlungen Global |  |
| 2022/05/25    |  Global Equity Ratings     |  |
| 2022/05/25    |  Aktienempfehlungen Global |  |
| 2022/05/04    |  Global Equity Ratings     |  |

## Details

2022/07/05 08:00:16

## Price

14.678 EUR

Difference ▼ -2.41% (-0.36)

## General attributes

|                |              |
|----------------|--------------|
| ISIN           | JP3633400001 |
| Symbol         | 7203         |
| Exchange       | Frankfurt    |
| Currency       | EUR          |
| Sector         | Automotive   |
| Security type  | Stock        |
| Market cap (m) | 200,156 EUR  |
| Benchmark      | NIKKEI 225   |

## Market data

|                   |                  |
|-------------------|------------------|
| Bid (Bid size)    | 15.004 EUR (600) |
| Ask (Ask size)    | 15.05 EUR (500)  |
| Open              | 14.678 EUR       |
| High              | 14.678 EUR       |
| Low               | 14.678 EUR       |
| Close (prev. day) | 15.04 EUR        |
| VWAP              | 14.678 EUR       |
| Volume (pcs)      | 15               |
| Trading volume    | 220.17           |
| Number of trades  | 1                |
| Last size         | 15               |

## Performance and Risk

|             | 6M      | 1Y     | 3Y      |
|-------------|---------|--------|---------|
| Perf (%)    | -13.75% | +1.47% | +33.31% |
| Perf (abs.) | -2.40   | +0.22  | +3.76   |
| Beta        | 1.04    | 0.98   | 0.86    |
| Volatility  | 33.48   | 31.19  | 27.07   |

5Y



Information about previous performance does not guarantee future performance.  
Source: FactSet

## Price data

|   |                         |
|---|-------------------------|
| Ø price 5 days   Ø volume 5 days (pcs.)     | 14.971 EUR (2,740)      |
| Ø price 30 days   Ø volume 30 days (pcs.)   | 15.182 EUR (2,352)      |
| Ø price 100 days   Ø volume 100 days (pcs.) | 15.707 EUR (3,769)      |
| Ø price 250 days   Ø volume 250 days (pcs.) | 15.831 EUR (4,971)      |
| YTD High   date                             | 18.780 EUR (2022/01/18) |
| YTD Low   date                              | 14.182 EUR (2022/03/08) |
| 52 Weeks High   date                        | 18.780 EUR (2022/01/18) |
| 52 Weeks Low   date                         | 13.740 EUR (2021/08/20) |

## Arbitrage views

| Exchange              | Date       | Time  | Price        | Trading volume (mio.) | Number of trades |
|-----------------------|------------|-------|--------------|-----------------------|------------------|
| Vienna Stock Exchange | 2022/07/05 | 09:05 | 14.93 EUR    | 0.00                  | 1                |
| Tradegate             | 2022/07/05 | 10:02 | 15.028 EUR   | 0.02                  | 5                |
| Tokyo Stock Exchange  | 2022/07/05 | 08:00 | 2,116.50 JPY | 431.39                | 11,574           |
| Stuttgart             | 2022/07/05 | 08:00 | 14.842 EUR   | 0.00                  | 1                |
| Munich                | 2022/07/05 | 08:06 | 14.814 EUR   | 0.00                  | 1                |

|                        |            |       |              |      |  |    |
|------------------------|------------|-------|--------------|------|--|----|
|                        | 05         |       |              |      |  |    |
| London Stock Exchange  | 2022/02/14 | 09:01 | 2,182.00 JPY | 5.24 |  | 1  |
| Hanover                | 2022/07/05 | 08:01 | 14.684 EUR   | 0.00 |  | 1  |
| Hamburg                | 2022/07/05 | 08:01 | 14.684 EUR   | 0.00 |  | 1  |
| Frankfurt              | 2022/07/05 | 08:00 | 14.678 EUR   | 0.00 |  | 1  |
| FINRA other OTC Issues | 2022/07/01 | 21:41 | 15.53 USD    | 0.53 |  | 28 |
| Duesseldorf            | 2022/07/05 | 11:00 | 14.96 EUR    | 0.00 |  | 6  |
| Berlin                 | 2022/07/05 | 08:08 | 14.818 EUR   | 0.00 |  | 1  |

## Company profile

### Company Logo



### Contact Details

TOYOTA MOTOR CORP.

--

1 Toyota-cho - 471-8571 Toyota

Telefon: 81-565-28-2121

Fax: 81-565-23-5800

E-mail: -

### PDF Downloads

Annual report: TOYOTA MOTOR CORP 

### Company Profile

Toyota Motor Corp. engages in the manufacture and sale of motor vehicles and parts. It operates through the following segments: Automotive, Financial Services, and All Other. The Automotive segment designs, manufactures, assembles and sells passenger cars, minivans, trucks, and related vehicle parts and accessories. It is also involved in the development of intelligent transport systems. The Financial Services segment offers purchase or lease financing to Toyota vehicle dealers and customers. It also provides retail leasing through lease contracts purchased by dealers. The All Others segment deals with the design, manufacture, and sale of housing, telecommunications and other businesses. The company was founded by Kiichiro Toyoda on August 28, 1937 and is headquartered in Toyota, Japan.

### Members of Management Board

|             |                               |
|-------------|-------------------------------|
| Akio Toyoda | Member of Executive Committee |
|-------------|-------------------------------|

### Board of directors

|                    |                               |
|--------------------|-------------------------------|
| Takeshi Uchiyamada | Chairman of Supervisory Board |
| James Kuffner      | Member of Supervisory Board   |
| Philip Craven      | Member of Supervisory Board   |
| Ikuro Sugawara     | Member of Supervisory Board   |
| Kenta Kon          | Member of Supervisory Board   |
| Koji Kobayashi     | Member of Supervisory Board   |
| Shigeru Hayakawa   | Member of Supervisory Board   |
| Teiko Kudo         | Member of Supervisory Board   |