

EQUINOR ASA

ISIN:

NO0010096985

WKN: -

Overview

2021/04/09 18:13:00

Price

16.006 EUR

Difference  -1.45% (-0.24)

General attributes

ISIN	NO0010096985
Symbol	EQNR
Exchange	Stuttgart
Currency	EUR
Sector	Energy / Commodities
Security type	Stock
Market cap (m)	52,354 EUR
Benchmark	NORWAY OSLO BORS ALL SHARE(TRG)

Market data

Bid (Bid size)	-
Ask (Ask size)	-
Open	16.326 EUR
High	16.326 EUR
Low	15.968 EUR
Close (prev. day)	16.242 EUR
VWAP	-
Volume (pcs)	1,075
Trading volume	17,311.45
Number of trades	12
Last size	75

Futures and Options











Related Futures	51
Related Options	-

5Y



Information about previous performance does not guarantee future performance.
Source: FactSet

Recent research

on instrument		on sector	
Date		Headline	Download
2021/04/08		Global Equity Ratings	
2021/04/08		Aktienempfehlungen Global	
2021/04/01		Global Equity Ratings	
2021/04/01		Aktienempfehlungen Global	
2021/03/03		Global Equity Ratings	

Details

2021/04/09 18:13:00

Price

16.006 EUR

Difference  -1.45% (-0.24)

General attributes

ISIN	NO0010096985
Symbol	EQNR
Exchange	Stuttgart
Currency	EUR
Sector	Energy / Commodities
Security type	Stock
Market cap (m)	52,354 EUR
Benchmark	NORWAY OSLO BORS ALL SHARE(TRG)

Market data

Bid (Bid size)	-
Ask (Ask size)	-
Open	16.326 EUR
High	16.326 EUR
Low	15.968 EUR
Close (prev. day)	16.242 EUR
VWAP	-
Volume (pcs)	1,075
Trading volume	17,311.45
Number of trades	12
Last size	75

Performance and Risk

	6M	1Y	3Y
Perf (%)	+28.56%	+28.56%	-20.21%
Perf (abs.)	+3.56	+3.56	-4.05
Beta	1.47	1.41	1.37
Volatility	32.99	37.02	39.20

5Y



Information about previous performance does not guarantee future performance.
Source: FactSet

Price data

Ø price 5 days Ø volume 5 days (pcs.)	16.478 EUR (2,851)
Ø price 30 days Ø volume 30 days (pcs.)	16.580 EUR (2,955)
Ø price 100 days Ø volume 100 days (pcs.)	15.090 EUR (3,748)
Ø price 250 days Ø volume 250 days (pcs.)	13.730 EUR (3,244)
YTD High date	17.530 EUR (2021/03/15)
YTD Low date	13.700 EUR (2021/01/05)
52 Weeks High date	17.530 EUR (2021/03/15)
52 Weeks Low date	10.655 EUR (2020/10/29)

Arbitrage views

Exchange 	Date	Time	Price	Trading volume (mio.)	Number of trades
Tradegate	2021/04/09	22:26	16.122 EUR	0.66	89
Stuttgart	2021/04/09	18:13	16.006 EUR	0.02	12
Munich	2021/04/09	08:06	16.37 EUR	0.00	1
London Stock Exchange European Trade Reporting	2021/04/09	16:20	161.63 NOK	0.06	5
Hanover	2021/04/09	08:04	16.284 EUR	0.00	2

	04/09						
Hamburg	2021/ 04/09	08:04	16.284	EUR	0.00		2
Frankfurt	2021/ 04/09	16:39	16.002	EUR	0.12		11
First North Stockholm	2021/ 04/09	10:46	161.18	NOK	0.01		1
FINRA other OTC Issues	2021/ 04/09	19:07	18.962	USD	2.10		6
Duesseldorf	2021/ 04/09	19:30	15.974	EUR	0.00		19
Berlin	2021/ 04/09	08:06	16.318	EUR	0.00		2

Company profile

Company Logo



Company Profile

-

Contact Details

EQUINOR ASA

--

Forusbeen 50 4035 Stavanger

Telefon: +47 51990000

Fax: +47 51990050

E-mail: -