

CHEVRON (CVXF) - EUX/20220520

2021/10/22 18:49:17

Price
107.4636 USD

Difference  -0.14% (-0.15)

General attributes

Symbol	CVXFK22
Exchange	Eurex
Currency	USD
Security type	Future
Underlying	CHEVRON CORPORATION
Maturity	05-2022
Contract size	100

Market data

Bid (Bid size)	- USD (-)
Ask (Ask size)	- USD (-)
Open	107.4636 USD
High	107.4636 USD
Low	107.4636 USD
Close (prev. day)	107.6121 USD
Underlying	CHEVRON CORPORATION
Underlying price (date)	112.80 (21/10/22)
Settlement price (date)	107.46 (21/10/22)
Open Interest	0

Performance and Risk

	6M	1Y	3Y
Perf (%)	+12.69%	-	-
Perf (abs.)	+12.10	-	-
Beta	-	-	-
Volatility	25.98	25.77	25.77

Futures and Options

Related Futures	-
Related Options	-

5Y












Information about previous performance does not guarantee future performance.
Source: FactSet

Price data

Ø price 5 days Ø volume 5 days (pcs.)	107.0714 USD (0)
Ø price 30 days Ø volume 30 days (pcs.)	99.7965 USD (0)
Ø price 100 days Ø volume 100 days (pcs.)	97.8222 USD (0)
Ø price 250 days Ø volume 250 days (pcs.)	- USD (0)
YTD High date	108.1810 USD (2021/10/20)
YTD Low date	89.8292 USD (2021/07/19)
52 Weeks High date	108.1810 USD (2021/10/20)
52 Weeks Low date	89.8292 USD (2021/07/19)

Recent Research

on sector		on market	
Date		Headline	Download
2021/10/22		Equity Weekly	
2021/10/19		Global Equity Ratings	
2021/10/19		Aktienempfehlungen Global	
2021/10/11		OMV: Starkes Ergebnis im 3. Quartal erwartet	
2021/10/08		Equity Weekly	