

ADVICENNE EUR0.20

ISIN: FR0013296746

WKN: -

Overview

2022/08/11 12:04:35

Price
5.44 EURDifference  0.74% (0.04)

General attributes

ISIN	FR0013296746
Symbol	ALDVI
Exchange	Stuttgart
Currency	EUR
Sector	-
Security type	Stock
Market cap (m)	54 EUR
Benchmark	CAC 40 INDEX

Market data

Bid (Bid size)	- (0)
Ask (Ask size)	- (0)
Open	5.43 EUR
High	5.44 EUR
Low	5.36 EUR
Close (prev. day)	5.40 EUR
VWAP	-
Volume (pcs)	0
Trading volume	0.00
Number of trades	7
Last size	0

Futures and Options









Related Futures	-
Related Options	-

5Y



Information about previous performance does not guarantee future performance.
Source: FactSet

Recent research

on market			
Date		Headline	Download
2022/08/08		Global Equity Ratings	
2022/08/08		Aktienempfehlungen Global	
2022/08/08		Marktkommentar	
2022/07/25		Global Equity Ratings	
2022/07/25		Aktienempfehlungen Global	

Details

2022/08/11 12:04:35

Price

5.44 EUR

Difference ▲ 0.74% (0.04)

General attributes

ISIN	FR0013296746
Symbol	ALDVI
Exchange	Stuttgart
Currency	EUR
Sector	-
Security type	Stock
Market cap (m)	54 EUR
Benchmark	CAC 40 INDEX

Market data

Bid (Bid size)	- (0)
Ask (Ask size)	- (0)
Open	5.43 EUR
High	5.44 EUR
Low	5.36 EUR
Close (prev. day)	5.40 EUR
VWAP	-
Volume (pcs)	0
Trading volume	0.00
Number of trades	7
Last size	0

Performance and Risk

	6M	1Y	3Y
Perf (%)	-26.49%	-24.76%	-
Perf (abs.)	-1.96	-1.79	-
Beta	-	-	-
Volatility	69.63	66.39	65.56

5Y



Information about previous performance does not guarantee future performance.
Source: FactSet

Price data

Ø price 5 days Ø volume 5 days (pcs.)	5.45 EUR (0)
Ø price 30 days Ø volume 30 days (pcs.)	5.48 EUR (0)
Ø price 100 days Ø volume 100 days (pcs.)	5.35 EUR (0)
Ø price 250 days Ø volume 250 days (pcs.)	6.69 EUR (3)
YTD High date	9.54 EUR (2022/01/06)
YTD Low date	4.06 EUR (2022/05/17)
52 Weeks High date	10.36 EUR (2021/10/29)
52 Weeks Low date	4.06 EUR (2022/05/17)

All listings for ADVICENNE EUR0.20

Exchange ⊕	Date	Time	Price	Trading volume (mio.)	Number of trades
Stuttgart	2022/08/11	12:04	5.44 EUR	0.00	7
Munich	2022/08/11	08:04	5.47 EUR	0.00	1
Frankfurt	2022/08/11	09:16	5.37 EUR	0.00	1
Euronext Growth Paris	2022/08/11	17:08	5.46 EUR	0.04	63

Company profile

Company Logo

<https://>

Company Profile

-

Contact Details

ADVICENNE

--

Telefon: -

Fax: -

E-mail: -