

# ADVICENNE EUR0.20

ISIN: **FR0013296746**

WKN: -

## Overview

2022/08/16 16:33:57

**Price**  
5.68 EUR

**Difference**  4.22% (0.23)

### General attributes

ISIN	FR0013296746
Symbol	ALDVI
Exchange	Stuttgart
Currency	EUR
Sector	-
Security type	Stock
Market cap (m)	57 EUR
Benchmark	CAC 40 INDEX

### Market data

Bid (Bid size)	- (0)
Ask (Ask size)	- (0)
Open	5.49 EUR
High	5.68 EUR
Low	5.49 EUR
Close (prev. day)	5.45 EUR
VWAP	-
Volume (pcs)	0
Trading volume	0.00
Number of trades	11
Last size	0

### Futures and Options








Related Futures	-
Related Options	-

5Y



Information about previous performance does not guarantee future performance.  
Source: FactSet

### Recent research

on market		
Date	Headline	Download
2022/08/08	 Global Equity Ratings	
2022/08/08	 Aktienempfehlungen Global	
2022/08/08	 Marktkommentar	
2022/07/25	 Global Equity Ratings	
2022/07/25	 Aktienempfehlungen Global	

## Details

2022/08/16 16:33:57

## Price

5.68 EUR

Difference ▲ 4.22% (0.23)

## General attributes

ISIN	FR0013296746
Symbol	ALDVI
Exchange	Stuttgart
Currency	EUR
Sector	-
Security type	Stock
Market cap (m)	57 EUR
Benchmark	CAC 40 INDEX

## Market data

Bid (Bid size)	- (0)
Ask (Ask size)	- (0)
Open	5.49 EUR
High	5.68 EUR
Low	5.49 EUR
Close (prev. day)	5.45 EUR
VWAP	-
Volume (pcs)	0
Trading volume	0.00
Number of trades	11
Last size	0

## Performance and Risk

	6M	1Y	3Y
Perf (%)	-21.22%	-23.35%	-
Perf (abs.)	-1.53	-1.73	-
Beta	-	-	-
Volatility	70.18	66.67	65.53

5Y



Information about previous performance does not guarantee future performance.  
Source: FactSet

## Price data

Ø price 5 days   Ø volume 5 days (pcs.)	5.44 EUR (0)
Ø price 30 days   Ø volume 30 days (pcs.)	5.47 EUR (0)
Ø price 100 days   Ø volume 100 days (pcs.)	5.33 EUR (0)
Ø price 250 days   Ø volume 250 days (pcs.)	6.66 EUR (3)
YTD High   date	9.54 EUR (2022/01/06)
YTD Low   date	4.06 EUR (2022/05/17)
52 Weeks High   date	10.36 EUR (2021/10/29)
52 Weeks Low   date	4.06 EUR (2022/05/17)

## All listings for ADVICENNE EUR0.20

Exchange <span>⊕</span>	Date	Time	Price	Trading volume (mio.)	Number of trades
Stuttgart	2022/08/16	16:33	5.68 EUR	0.00	11
Munich	2022/08/16	08:02	5.53 EUR	0.00	1
Frankfurt	2022/08/16	09:49	5.58 EUR	0.00	2
Euronext Growth Paris	2022/08/16	17:35	5.72 EUR	0.18	171

## Company profile

### Company Logo

<https://>

### Company Profile

-

### Contact Details

ADVICENNE

--

----

Telefon: -

Fax: -

E-mail: -