

## EXXON MOBIL CORPORATION

ISIN: **US30231G1022** WKN:  
**30231G102**

## Overview

2022/12/02 22:03:21

## Price

109.86 USD

Difference  -0.85% (-0.94)

## General attributes

ISIN	US30231G1022
Symbol	XOM
Exchange	NYSE
Currency	USD
Sector	Energy / Commodities
Security type	Stock
Market cap (m)	429,786 EUR
Benchmark	S&P 500

## Market data

Bid (Bid size)	109.53 USD (100)
Ask (Ask size)	109.79 USD (100)
Open	109.51 USD
High	111.71 USD
Low	109.20 USD
Close (prev. day)	110.80 USD
VWAP	110.229434 USD
Volume (pcs)	15,248,385
Trading volume	1,680,919,505.99
Number of trades	148,776
Last size	1,490,503

## Futures and Options

Related Futures	15
Related Options	-

## PDF Downloads

Annual report: EXXON MOBIL CORPORATION 

5Y













Information about previous performance does not guarantee future performance.  
Source: FactSet

## Erste Group related products on underlying

Product type	# products
Reverse convertibles	1

## Recent research

on instrument	on sector	on market	
Date		Headline	Download
2022/11/28		Global Equity Ratings	
2022/11/28		Aktienempfehlungen Global	
2022/11/18		Global Equity Ratings	
2022/11/18		Aktienempfehlungen Global	
2022/10/31		Aktienempfehlungen Global	

## Details

2022/12/02 22:03:21

## Price

109.86 USD

Difference  -0.85% (-0.94)

## General attributes

ISIN	US30231G1022
Symbol	XOM
Exchange	NYSE
Currency	USD
Sector	Energy / Commodities
Security type	Stock
Market cap (m)	429,786 EUR
Benchmark	S&P 500

## Market data

Bid (Bid size)	109.53 USD (100)
Ask (Ask size)	109.79 USD (100)
Open	109.51 USD
High	111.71 USD
Low	109.20 USD
Close (prev. day)	110.80 USD
VWAP	110.229434 USD
Volume (pcs)	15,248,385
Trading volume	1,680,919,505.99
Number of trades	148,776
Last size	1,490,503

## Performance and Risk

	6M	1Y	3Y
Perf (%)	+12.48%	+79.28%	+60.57%
Perf (abs.)	+12.19	+48.58	+41.44
Beta	0.72	0.52	0.92
Volatility	36.74	35.03	40.76

5Y



Information about previous performance does not guarantee future performance.

Source: FactSet

## Price data

Ø price 5 days   Ø volume 5 days (pcs.)	110.47 USD (18,055,121)
Ø price 30 days   Ø volume 30 days (pcs.)	111.01 USD (18,114,517)
Ø price 100 days   Ø volume 100 days (pcs.)	98.86 USD (19,008,834)
Ø price 250 days   Ø volume 250 days (pcs.)	88.34 USD (25,363,656)
YTD High   date	114.66 USD (2022/11/08)
YTD Low   date	61.21 USD (2022/01/03)
52 Weeks High   date	114.66 USD (2022/11/08)
52 Weeks Low   date	57.96 USD (2021/12/20)

## Erste Group related products on underlying

Product type	# products
Reverse convertibles	1

## All listings for EXXON MOBIL CORPORATION

Exchange 	Date	Time	Price	Trading volume (mio.)	Number of trades
Xetra	2022/12/02	17:35	105.60 EUR	1.49	142
Vienna Stock	2022/12/02	17:32	105.68 EUR	0.02	4

Exchange	02						
Tradegate	2022/12/ 02	22:26	104.30	EUR	0.85		140
Stuttgart	2022/12/ 02	21:59	104.26	EUR	0.04		10
SIX Swiss Exchange	2022/11/ 14	17:36	109.00	CHF	0.00		1
SIX Swiss Exchange	2020/04/ 17	17:35	39.00	USD	0.00		1
NYSE	2022/12/ 02	22:03	109.86	USD	1,680.92		148,776
Munich	2022/12/ 02	09:12	105.02	EUR	0.00		2
London Stock Exchange	2022/12/ 02	17:35	110.75	USD	0.00		10
Hanover	2022/12/ 02	08:02	104.86	EUR	0.00		1
Hamburg	2022/12/ 02	15:35	106.02	EUR	0.02		4
Frankfurt	2022/12/ 02	19:11	104.00	EUR	0.02		6
Duesseldorf	2022/12/ 02	21:01	104.06	EUR	0.00		12
Berlin	2022/12/ 02	18:26	105.14	EUR	0.00		2

## Company profile

### Company Logo



### Contact Details

EXXON MOBIL CORP.

--

5959 Las Colinas Boulevard - 75039-2298  
Irving

Telefon: 1-972-940-6000

Fax: -

E-mail: -

### PDF Downloads

Annual report: EXXON MOBIL  
CORPORATION



### Company Profile

Exxon Mobil Corp. engages in the exploration, development, and distribution of oil, gas, and petroleum products. It operates through the following segments: Upstream, Downstream and Chemical. The Upstream segment produces crude oil and natural gas. The Downstream segment manufactures and trades petroleum products. The Chemical segment offers petrochemicals. The company was founded by John D. Rockefeller in 1882 and is headquartered in Irving, TX.

### Members of Management Board

Susan Avery	Member of Board of Directors
Alexander Karsner	Member of Board of Directors
Angela Braly	Member of Board of Directors
Gregory Goff	Member of Board of Directors
Jeffrey Ubben	Member of Board of Directors
Joseph Hooley	Member of Board of Directors
Kaisa Hietala	Member of Board of Directors
Michael Angelakis	Member of Board of Directors
Steven Kandarian	Member of Board of Directors
Ursula Burns	Member of Board of Directors
Darren W. Woods	Chairman of Managing Board
Jack P. Williams	Member of Executive Committee
Kathryn Mikells	Member of Executive Committee
Neil A. Chapman	Member of Executive Committee