

INFINEON (IFXG) - EUX/20220414

2021/09/17 18:48:51

Price
36.4948 EUR

Difference  **-1.45% (-0.54)**

General attributes

Symbol	IFXGJ22
Exchange	Eurex
Currency	EUR
Security type	Future
Underlying	INFINEON TECHNOLOGIES AG
Maturity	04-2022
Contract size	100

Market data

Bid (Bid size)	- EUR (-)
Ask (Ask size)	- EUR (-)
Open	36.4948 EUR
High	36.4948 EUR
Low	36.4948 EUR
Close (prev. day)	37.033 EUR
Underlying	INFINEON TECHNOLOGIES AG
Underlying price (date)	36.005 (21/09/20)
Settlement price (date)	36.49 (21/09/17)
Open Interest	0

Performance and Risk

	6M	1Y	3Y
Perf (%)	-	-	-
Perf (abs.)	-	-	-
Beta	-	-	-
Volatility	28.71	28.71	28.71

Futures and Options

Related Futures	-
Related Options	-

5Y












Information about previous performance does not guarantee future performance.
Source: FactSet

Price data

Ø price 5 days Ø volume 5 days (pcs.)	37.0713 EUR (0)
Ø price 30 days Ø volume 30 days (pcs.)	35.5675 EUR (0)
Ø price 100 days Ø volume 100 days (pcs.)	33.3605 EUR (0)
Ø price 250 days Ø volume 250 days (pcs.)	- EUR (0)
YTD High date	37.6048 EUR (2021/09/14)
YTD Low date	30.1865 EUR (2021/05/12)
52 Weeks High date	37.6048 EUR (2021/09/14)
52 Weeks Low date	30.1865 EUR (2021/05/12)

Recent Research

on underlying	on sector	on market	
Date		Headline	Download
2021/09/16		Global Equity Ratings	
2021/09/16		Aktienempfehlungen Global	
2021/08/20		Global Equity Ratings	
2021/08/20		Aktienempfehlungen Global	
2021/08/16		Aktienempfehlungen Global	