

## NASDAQ 100

ISIN:

US6311011026

WKN: -

## Overview

2021/01/22 23:15:59

Price

**13,366.3970**

USD

Difference  -0.29% (-38.59)

## General attributes

ISIN US6311011026

Symbol -

Country USA

Instruments in index 102

Type of index Price Index

Security type Index

## Top 5

Name	Price	+ - (%)	Trend
INCYTE COR...	97.89	+4.25	
WORKDAY IN...	235.53	+2.68	
CHECK POIN...	129.40	+1.79	
APPLE INC	139.07	+1.61	
ADVANCED M...	92.79	+1.38	

Intraday 1W 1M 6M 1Y 3Y



Information about previous performance does not guarantee future performance.  
Source: FactSet






## Flop 5

Name	Price	+ - (%)	Trend
INTEL CORP...	56.66	-9.29	
INTUITIVE ...	744.08	-6.84	
CSX CORP C...	87.64	-4.33	
MICRON TEC...	82.28	-3.21	
MARRIOTT I...	122.90	-2.94	

Intraday 1W 1M 6M 1Y 3Y

## Recent research

on market

Date	Headline	Download
2021/01/22	 Week Ahead	
2021/01/22	 Wochenausblick	
2021/01/15	 Week Ahead	
2021/01/15	 Wochenausblick	
2021/01/12	 2021 – Year of Economic Recovery	



**More information on countries & regions**

**➤ Markets by Region**

## Details

2021/01/22 23:15:59

Price

**13,366.3970**

USD

Difference

**-0.29% (-38.59)**

## General attributes

ISIN	US6311011026
Symbol	-
Country	USA
Security type	Index
Instruments in index	102

## Market data

Open	13,356.1779 USD
High	13,404.7744 USD
Low	13,336.8957 USD
Close (prev. day)	13,404.9865 USD
Trading volume (m)	641,814
Volume (pcs)	58,577,557,199

## Performance and Risk

	6M	1Y	3Y
Perf (%)	+22.96%	+45.47%	+93.54%
Perf (abs.)	+2,495.64	+4,177.82	+6,460.12
Beta	-	-	-
Volatility	24.77	37.13	26.94



Information about previous performance does not guarantee future performance.  
Source: FactSet

## Price data

Ø price 5 days   Ø volume 5 days (pcs.)	13,173.6605 USD (673,692)
Ø price 30 days   Ø volume 30 days (pcs.)	12,808.2219 USD (662,125)
Ø price 100 days   Ø volume 100 days (pcs.)	12,026.1975 USD (715,498)
Ø price 250 days   Ø volume 250 days (pcs.)	10,515.9550 USD (3,020,684)
YTD High   date	13,433.6907 USD (2021/01/21)
YTD Low   date	12,537.4219 USD (2021/01/04)
52 Weeks High   date	13,433.6907 USD (2021/01/21)
52 Weeks Low   date	6,771.9137 USD (2020/03/23)

## Composition

Name ISIN	Price	Diff % Diff +/-	Performance	Date Time	Turnover Pc. Turnover Money
ACTIVISION BLIZZARD INC US00507V1098	94.43	-0.18% -0.17		21/01/22 22:00:00	3,755,094 354,465,454.12
ADOBE SYSTEMS INC. US00724F1012	472.44	0.09% 0.42		21/01/22 22:00:00	2,534,274 1,198,981,681.29
ADVANCED MICRO DEVICES IN... US0079031078	92.79	1.38% 1.26		21/01/22 22:00:00	71,294,707 6,663,712,229.00
ALEXION PHARMACEUTICAL IN... US0153511094	159.73	1.18% 1.87		21/01/22 22:00:00	2,790,679 445,350,507.40
ALIGN TECHNOLOGY INC. US0162551016	534.08	-1.79% -9.73		21/01/22 22:00:00	690,685 370,376,325.78
ALPHABET INC US02079K1079	1,901.05	0.52% 9.80		21/01/22 22:00:00	1,272,232 2,421,891,596.00
ALPHABET INC A US02079K3059	1,892.56	0.45% 8.41		21/01/22 22:00:00	1,637,195 3,105,088,077.40
AMAZON COM INC US0231351067	3,292.23	-0.45% -14.76		21/01/22 22:00:00	2,821,914 9,306,609,231.00
AMERICAN ELECTRIC POWER C... US0255371017	82.08	1.37% 1.11		21/01/22 22:00:01	3,789,461 310,899,917.69
AMGEN INC. US0311621009	253.50	0.58% 1.47		21/01/22 22:00:00	1,866,583 473,851,916.32
ANALOG DEVICES INC US0326541051	155.58	-2.33% -3.71		21/01/22 22:00:00	3,147,156 492,384,133.50
ANSYS INC. US03662Q1058	374.57	0.73% 2.71		21/01/22 22:00:01	661,642 247,077,904.38
APPLE INC US0378331005	139.07	1.61% 2.20		21/01/22 22:00:01	114,459,360 15,778,628,708.00
APPLIED MATERIALS INC US0382221051	106.33	-1.52% -1.64		21/01/22 22:00:01	6,207,648 666,221,620.82
ASML HOLDING N.V. ADR USN070592100	569.45	-0.23% -1.29		21/01/22 22:00:00	901,640 511,248,109.76
ATLASSIAN CORPORATION PLC... GB00BZ09BD16	235.45	0.54% 1.27		21/01/22 22:00:01	1,057,611 247,949,220.13
AUTODESK INC US0527691069	299.17	-2.38% -7.29		21/01/22 22:00:00	2,590,522 778,483,389.28
AUTOMATIC DATA PROCESSING... US0530151036	161.98	0.59% 0.95		21/01/22 22:00:00	1,894,998 306,476,608.26
BAIDU INC ADS US0567521085	252.75	0.33% 0.84		21/01/22 22:00:00	6,743,177 1,715,126,701.70
BIOGEN IDEC INC. US09062X1037	269.44	-0.25% -0.68		21/01/22 22:00:00	691,169 186,482,617.21
BOOKING HOLDINGS INC. US09857L1089	2,066.24	-2.07% -43.70		21/01/22 22:00:00	356,695 743,074,854.54
BROADCOM INC. US11135F1012	465.02	-0.39% -1.80		21/01/22 22:00:00	1,624,758 756,602,437.41
CADENCE DESIGN SYSTEMS IN... US1273871087	137.42	-0.87% -1.20		21/01/22 22:00:00	1,402,463 194,023,584.14

CDW CORP US12514G1085	135.32	-1.71% -2.35		21/01/22 22:00:00	804,819 109,333,675.48
CERNER CORP US1567821046	79.90	0.35% 0.28		21/01/22 22:00:00	1,312,509 104,795,580.80
CHARTER COMMUN INC US16119P1084	646.69	-0.57% -3.74		21/01/22 22:00:00	699,145 453,306,666.08
CHECK POINT SOFTWARE TECH... IL0010824113	129.40	1.79% 2.28		21/01/22 22:00:00	1,321,315 170,737,877.41
CINTAS CORP US1729081059	324.48	-2.09% -6.94		21/01/22 22:00:00	322,730 105,086,128.59
CISCO SYSTEMS INC US17275R1023	44.77	-0.75% -0.34		21/01/22 22:00:00	14,643,420 654,249,571.15
COGNIZANT TECHNOLOGY SOLU... US1924461023	80.56	-0.40% -0.32		21/01/22 22:00:00	1,449,586 116,670,359.33