

# PX INDEX

ISIN: **XC0009698371** WKN: -

## Overview

2023/10/03 16:35:00

Price

**1,340.23** CZK

Difference ▼ -0.49% (-6.55)

### General attributes

ISIN	XC0009698371
Symbol	-
Country	Czech Republic
Instruments in index	10
Type of index	Price Index
Security type	Index

### Top 5

Name	Price	+ - (%)	Trend
PHOTON ENE...	52.90	+1.73	<span style="color: green;">▲</span>

Intraday | 1W | 1M | 6M | 1Y | 3Y

### Flop 5

Name	Price	+ - (%)	Trend
PILULKA LE...	405.00	-3.34	<span style="color: red;">▼</span>
CEZ AS	969.00	-0.92	<span style="color: gray;">↔</span>
VIENNA INS...	25.55	-0.79	<span style="color: gray;">↔</span>
KOMERCNI B...	668.50	-0.67	<span style="color: gray;">↔</span>
KOFOLA CES...	269.00	-0.37	<span style="color: gray;">↔</span>

Intraday | 1W | 1M | 6M | 1Y | 3Y



More information on countries & regions

[➤ Markets by Region](#)



Information about previous performance does not guarantee future performance.  
Source: FactSet

### Recent research

on market		
Date	Headline	Download
2023/10/02	More central banks' meetings	<a href="#">Download</a>
2023/09/29	Global Strategy 4Q 2023	<a href="#">Download</a>
2023/09/28	CEE Special Report   Explanatory and Predictive Yi...	<a href="#">Download</a>
2023/09/27	Uncertainty for the rest of this year remains	<a href="#">Download</a>
2023/09/27	CNB press conference could give us a guidance	<a href="#">Download</a>

## Details

2023/10/03 16:35:00

Price

**1,340.23** CZK

Difference

**-0.49%** (-6.55)

## General attributes

ISIN XC0009698371

Symbol -

Country Czech Republic

Security type Index

Instruments in index 10

## Market data

Open 1,346.53 CZK

High 1,346.75 CZK

Low 1,337.64 CZK

Close (prev. day) 1,346.78 CZK

Trading volume (m) -

Volume (pcs) -

## Performance and Risk

	6M	1Y	3Y
Perf (%)	-0.42%	+19.89%	+57.02%
Perf (abs.)	-5.68	+223.41	+489.06
Beta	-	-	-
Volatility	10.50	14.03	15.70



5Y






Information about previous performance does not guarantee future performance.

Source: FactSet

## Price data

Ø price 5 days   Ø volume 5 days (pcs.)	1,343.65 CZK (0)
Ø price 30 days   Ø volume 30 days (pcs.)	1,344.80 CZK (0)
Ø price 100 days   Ø volume 100 days (pcs.)	1,330.88 CZK (0)
Ø price 250 days   Ø volume 250 days (pcs.)	1,305.32 CZK (0)
YTD High   date	1,433.09 CZK (2023/03/06)
YTD Low   date	1,201.80 CZK (2023/01/02)
52 Weeks High   date	1,433.09 CZK (2023/03/06)
52 Weeks Low   date	1,103.66 CZK (2022/10/03)

## Composition

Name  ISIN	Price	Diff %  Diff +/-	Performance 	Date Time	Turnover Pc.  Turnover Money 
CEZ AS CZ0005112300	969.00	-0.92% -9.00		23/10/03 16:15:06	88,797 86,051,445.50
COLT CZ GROUP SE CZK0.10 CZ0009008942	553.00	0.00% 0.00		23/10/03 16:15:23	2,677 1,473,459.00
ERSTE GROUP BANK AG AT0000652011	793.40	-0.26% -2.10		23/10/03 16:09:13	50,134 40,001,363.60
KOFOLA CESKOSLOVENSKO AS ... CZ0009000121	269.00	-0.37% -1.00		23/10/03 16:09:34	384 103,640.00
KOMERCNI BANKA CZ0008019106	668.50	-0.67% -4.50		23/10/03 16:15:25	80,245 53,753,298.00
MONETA MONEY BANK A.S. CZ0008040318	84.30	0.00% 0.00		23/10/03 16:15:23	147,279 12,379,363.00
PHILIP MORRIS(CZ) CZK1000 CS0008418869	17,200.00	0.00% 0.00		23/10/03 16:15:06	232 3,980,040.00
PHOTON ENERGY NV NL0010391108	52.90	1.73% 0.90	█	23/10/03 16:03:38	14,755 777,201.80
PILULKA LEKARNY A.S. NPV CZ0009009874	405.00	-3.34% -14.00		23/10/03 14:34:01	200 81,050.00
VIENNA INSURANCE GROUP AT0000908504	624.00	-0.79% -5.00		23/10/03 15:27:47	479 301,356.00