

PX INDEX

ISIN: **XC0009698371** WKN: -

Overview

2023/06/02 09:35:10








Price

1,298.60 CZKDifference  0.41% (5.28)

General attributes



ISIN	XC0009698371
Symbol	-
Country	Czech Republic
Instruments in index	10
Type of index	Price Index
Security type	Index

Top 5

Name 	Price	+ - (%)	Trend 
PHILIP MOR...	16,880.00	+0.72	
CEZ AS	1,006.00	+0.60	
ERSTE GROU...	30.84	+0.52	
KOMERCNI B...	662.00	+0.46	
KOFOLA CES...	248.00	+0.40	

Intraday 1W 1M 6M 1Y 3Y

Flop 5











Name 	Price	+ - (%)	Trend 
VIENNA INS...	24.00	+0.35	
KOFOLA CES...	248.00	+0.40	

Intraday 1W 1M 6M 1Y 3Y



Information about previous performance does not guarantee future performance.
Source: FactSet

Recent research

on market			
Date		Headline	Download
2023/05/31		Corporate Credit Monitor CEE	
2023/05/31		Corporate Credit Monitor CEE (DE)	
2023/05/31		CEE Special Report REPowering CEE	
2023/05/30		GDP roughly stagnated in the first quarter	
2023/05/29		1Q23 GDP structure will be released	

More information on countries & regions

➤ Markets by Region

Details

2023/06/02 09:35:10

Price

1,298.60 CZK

Difference



0.41% (5.28)

General attributes

ISIN XC0009698371

Symbol -

Country Czech Republic

Security type Index

Instruments in index 10

Market data

Open 1,293.40 CZK

High 1,302.89 CZK

Low 1,293.40 CZK

Close (prev. day) 1,293.32 CZK

Trading volume (m) -

Volume (pcs) -

Performance and Risk

	6M	1Y	3Y
Perf (%)	+6.51%	-2.08%	+42.50%
Perf (abs.)	+79.00	-27.46	+385.70
Beta	-	-	-
Volatility	14.43	17.46	16.36



5Y


Information about previous performance does not guarantee future performance.

Source: FactSet

Price data

Ø price 5 days Ø volume 5 days (pcs.)	1,303.91 CZK (0)
Ø price 30 days Ø volume 30 days (pcs.)	1,360.10 CZK (0)
Ø price 100 days Ø volume 100 days (pcs.)	1,354.57 CZK (0)
Ø price 250 days Ø volume 250 days (pcs.)	1,271.53 CZK (0)
YTD High date	1,433.09 CZK (2023/03/06)
YTD Low date	1,201.80 CZK (2023/01/02)
52 Weeks High date	1,433.09 CZK (2023/03/06)
52 Weeks Low date	1,103.66 CZK (2022/10/03)

Composition

Name  ISIN	Price	Diff %  Diff +/-	Performance 	Date Time	Turnover Pc.  Turnover Money 
CEZ AS CZ0005112300	1,006.00	0.60% 6.00		23/06/02 09:35:10	15,529 15,551,017.00
COLT CZ GROUP SE CZK0.10 CZ0009008942	597.00	0.00% 0.00		23/06/02 09:24:02	309 184,495.00
ERSTE GROUP BANK AG AT0000652011	730.40	0.52% 3.80		23/06/02 09:33:24	10,051 7,360,796.80
KOFOLO CESKOSLOVENSKO AS ... CZ0009000121	248.00	0.40% 1.00		23/06/02 09:18:01	217 53,752.00
KOMERCNI BANKA CZ0008019106	662.00	0.46% 3.00		23/06/02 09:32:19	6,072 4,020,338.00
MONETA MONEY BANK A.S. CZ0008040318	79.00	0.00% 0.00		23/06/02 09:13:53	2,000 158,000.00
PHILIP MORRIS(CZ) CZK1000 CS0008418869	16,880.00	0.72% 120.00		23/06/02 09:00:18	5 84,400.00
PHOTON ENERGY NV NL0010391108	69.50	0.00% 0.00		23/06/02 09:33:43	2,158 148,477.40
PILULKA LEKARNY A.S. NPV CZ0009009874	470.00	3.30% 15.00		23/06/01 12:32:23	10 4,700.00
VIENNA INSURANCE GROUP AT0000908504	570.00	0.35% 2.00		23/06/02 09:23:44	1,186 676,898.00