

MEIJI HOLDINGS CORP LTD.

ISIN: JP3918000005 WKN: 2269

Overview

2023/06/02 21:00:14

Price
20.60 EURDifference  0.00% (0.00)

General attributes

ISIN	JP3918000005
Symbol	2269
Exchange	Duesseldorf
Currency	EUR
Sector	-
Security type	Stock
Market cap (m)	6,206 EUR
Benchmark	NIKKEI 225

Market data

Bid (Bid size)	-
Ask (Ask size)	-
Open	20.60 EUR
High	20.60 EUR
Low	20.60 EUR
Close (prev. day)	20.60 EUR
VWAP	-
Volume (pcs)	0
Trading volume	0.00
Number of trades	10
Last size	0

Futures and Options

Related Futures	-
Related Options	-











5Y



Information about previous performance does not guarantee future performance.
Source: FactSet

Recent research

on market

Date	Headline	Download
2023/05/24	 Global Equity Ratings	
2023/05/03	 Global Equity Ratings	
2023/03/10	 Aktienempfehlungen Global	
2023/02/27	 Global Equity Ratings	
2023/02/07	 Global Equity Ratings	

Details

2023/06/02 21:00:14

Price

20.60 EUR

Difference ➔ 0.00% (0.00)

General attributes

ISIN	JP3918000005
Symbol	2269
Exchange	Duesseldorf
Currency	EUR
Sector	-
Security type	Stock
Market cap (m)	6,206 EUR
Benchmark	NIKKEI 225

Market data

Bid (Bid size)	-
Ask (Ask size)	-
Open	20.60 EUR
High	20.60 EUR
Low	20.60 EUR
Close (prev. day)	20.60 EUR
VWAP	-
Volume (pcs)	0
Trading volume	0.00
Number of trades	10
Last size	0

Performance and Risk

	6M	1Y	3Y
Perf (%)	-9.65%	-7.21%	-38.51%
Perf (abs.)	-2.20	-1.60	-12.90
Beta	0.23	0.18	0.30
Volatility	22.65	21.72	23.16

5Y



Information about previous performance does not guarantee future performance.
Source: FactSet

Price data

Ø price 5 days Ø volume 5 days (pcs.)	20.56 EUR (0)
Ø price 30 days Ø volume 30 days (pcs.)	21.35 EUR (0)
Ø price 100 days Ø volume 100 days (pcs.)	21.80 EUR (0)
Ø price 250 days Ø volume 250 days (pcs.)	22.38 EUR (0)
YTD High date	24.00 EUR (2023/01/03)
YTD Low date	20.40 EUR (2023/02/27)
52 Weeks High date	25.50 EUR (2022/07/25)
52 Weeks Low date	20.10 EUR (2022/10/24)

Arbitrage views

Exchange ⊕	Date	Time	Price	Trading volume (mio.)	Number of trades
Tokyo Stock Exchange	2023/06/02	08:00	3,170.00 JPY	16.42	525
Stuttgart	2023/06/02	08:01	20.80 EUR	0.00	1
Munich	2023/06/02	08:08	21.40 EUR	0.00	1
Frankfurt	2023/06/02	17:15	20.80 EUR	0.00	10
FINRA other OTC	2023/04/	15:33	24.20 USD	0.00	1

Issues	06					
Duesseldorf	2023/06/ 02	21:00	20.60 EUR	0.00		10
Berlin	2023/06/ 02	21:05	21.40 EUR	0.00		7

Company profile

Company Logo

Contact Details

MEIJI HOLDINGS

--

Telefon: -

Fax: -

E-mail: -

Company Profile

-