

SOJITZ CORP

ISIN: JP3663900003

WKN: 2768

Overview

2023/09/26 08:10:13

Price
21.40 EURDifference  -0.93% (-0.20)

General attributes

ISIN	JP3663900003
Symbol	2768
Exchange	Duesseldorf
Currency	EUR
Sector	-
Security type	Stock
Market cap (m)	5,127 EUR
Benchmark	NIKKEI 225

Market data

Bid (Bid size)	21.40 EUR (237)
Ask (Ask size)	22.40 EUR (230)
Open	21.40 EUR
High	21.40 EUR
Low	21.40 EUR
Close (prev. day)	21.60 EUR
VWAP	-
Volume (pcs)	0
Trading volume	0.00
Number of trades	1
Last size	0

Futures and Options











Related Futures	-
Related Options	-

5Y



Information about previous performance does not guarantee future performance.
Source: FactSet

Recent research

on market			
Date		Headline	Download
2023/09/08		Global Equity Ratings	
2023/09/08		Aktienempfehlungen Global	
2023/08/22		Global Equity Ratings	
2023/08/17		Global Equity Ratings	
2023/08/17		Aktienempfehlungen Global	

Details

2023/09/26 08:10:13

Price

21.40 EUR

Difference ▼ -0.93% (-0.20)

General attributes

ISIN	JP3663900003
Symbol	2768
Exchange	Duesseldorf
Currency	EUR
Sector	-
Security type	Stock
Market cap (m)	5,127 EUR
Benchmark	NIKKEI 225

Market data

Bid (Bid size)	21.40 EUR (237)
Ask (Ask size)	22.40 EUR (230)
Open	21.40 EUR
High	21.40 EUR
Low	21.40 EUR
Close (prev. day)	21.60 EUR
VWAP	-
Volume (pcs)	0
Trading volume	0.00
Number of trades	1
Last size	0

Performance and Risk

	6M	1Y	3Y
Perf (%)	+20.67%	+31.71%	+123.83%
Perf (abs.)	+3.70	+5.20	+11.95
Beta	0.79	0.80	0.72
Volatility	28.78	28.83	29.42

5Y



Information about previous performance does not guarantee future performance.
Source: FactSet

Price data

Ø price 5 days Ø volume 5 days (pcs.)	21.60 EUR (0)
Ø price 30 days Ø volume 30 days (pcs.)	20.02 EUR (0)
Ø price 100 days Ø volume 100 days (pcs.)	19.68 EUR (2)
Ø price 250 days Ø volume 250 days (pcs.)	18.17 EUR (1)
YTD High date	21.80 EUR (2023/09/19)
YTD Low date	16.70 EUR (2023/01/06)
52 Weeks High date	21.80 EUR (2023/09/19)
52 Weeks Low date	14.40 EUR (2022/10/21)

Arbitrage views

Exchange ⊕	Date	Time	Price	Trading volume (mio.)	Number of trades
Tradegate	2023/09/25	22:01	22.20 EUR	0.00	2
Tokyo Stock Exchange	2023/09/26	08:00	3,439.00 JPY	48.19	3,015
Stuttgart	2023/09/26	08:06	21.60 EUR	0.00	1
Frankfurt	2023/09/26	20:09	22.20 EUR	0.00	2
FINRA other OTC	2023/07/	18:56	23.10 USD	0.02	2

Issues	13					
Duesseldorf	2023/09/ 26	08:10	21.40 EUR	0.00		1
Berlin	2023/09/ 26	08:08	21.60 EUR	0.00		1

Company profile

Company Logo



Company Profile

-

Contact Details

NISSHO IWAI-NICH

--

4-1-23, Shiba, Minato-ku - 108-8408 Tokyo

Telefon: 03-5446-3600

Fax: 03-5442-7440

E-mail: -