

## NESTE CORPORATION

ISIN: **FI0009013296** WKN:  
NESTE

## Overview

2020/06/02 12:00:51

Price  
35.52 EUR

Difference  -1.25% (-0.45)

## General attributes

ISIN	FI0009013296
Symbol	NESTE
Exchange	Duesseldorf
Currency	EUR
Sector	Utilities
Security type	Stock
Market cap (m)	27,584 EUR
Benchmark	OMX HELSINKI 25

## Market data

Bid (Bid size)	35.56 EUR (600)
Ask (Ask size)	35.72 EUR (600)
Open	36.12 EUR
High	36.12 EUR
Low	35.52 EUR
Close (prev. day)	35.97 EUR
VWAP	-
Volume (pcs)	50
Trading volume	1,806.00
Number of trades	4
Last size	0

## Futures and Options











Related Futures	23
Related Options	-

5Y



Information about previous performance does not guarantee future performance.  
Source: FactSet

## Recent research

on sector		on market	
Date		Headline	Download
2020/05/29		Global Equity Ratings	
2020/05/29		Globale Aktienempfehlungen	
2020/05/15		Equity Weekly	
2020/05/14		Global Equity Ratings	
2020/05/14		Globale Aktienempfehlungen	

## Details

2020/06/02 12:00:51

## Price

35.52 EUR

Difference  -1.25% (-0.45)

## General attributes

ISIN	FI0009013296
Symbol	NESTE
Exchange	Duesseldorf
Currency	EUR
Sector	Utilities
Security type	Stock
Market cap (m)	27,584 EUR
Benchmark	OMX HELSINKI 25

## Market data

Bid (Bid size)	35.56 EUR (600)
Ask (Ask size)	35.72 EUR (600)
Open	36.12 EUR
High	36.12 EUR
Low	35.52 EUR
Close (prev. day)	35.97 EUR
VWAP	-
Volume (pcs)	50
Trading volume	1,806.00
Number of trades	4
Last size	0

## Performance and Risk

	6M	1Y	3Y
Perf (%)	+17.24%	+18.60%	+193.75%
Perf (abs.)	+5.29	+5.64	+23.73
Beta	1.25	1.23	1.16
Volatility	56.72	43.36	34.24

5Y



Information about previous performance does not guarantee future performance.  
Source: FactSet

## Price data

Ø price 5 days   Ø volume 5 days (pcs.)	35.81 EUR (0)
Ø price 30 days   Ø volume 30 days (pcs.)	31.83 EUR (17)
Ø price 100 days   Ø volume 100 days (pcs.)	32.42 EUR (47)
Ø price 250 days   Ø volume 250 days (pcs.)	30.95 EUR (21)
YTD High   date	39.69 EUR (2020/02/20)
YTD Low   date	20.55 EUR (2020/03/19)
52 Weeks High   date	39.69 EUR (2020/02/20)
52 Weeks Low   date	20.55 EUR (2020/03/19)

## All listings for NESTE CORPORATION

Exchange 	Date	Time	Price	Trading volume (mio.)	Number of trades
Xetra	2020/06/02	11:19	35.85 EUR	0.00	5
Tradegate	2020/06/02	12:30	35.55 EUR	0.12	21
Stuttgart	2020/06/02	08:13	35.78 EUR	0.00	1
OMX Helsinki	2020/06/02	12:53	35.70 EUR	29.32	5,228
Munich	2020/06/02	08:28	35.90 EUR	0.00	1

	06/02						
London Stock Exchange European Trade Reporting	2020/ 06/02	09:00	35.76	EUR	0.00		3
Frankfurt	2020/ 06/02	08:01	36.24	EUR	0.00		1
FINRA other OTC Issues	2020/ 05/19	17:44	37.00	USD	0.01		1
Duesseldorf	2020/ 06/02	12:00	35.52	EUR	0.00		4
Berlin	2020/ 06/02	08:08	35.78	EUR	0.00		1

## Company profile

### Company Logo

The logo for NESTE, featuring the word "NESTE" in a bold, blue, sans-serif font.

### Company Profile

-

### Contact Details

NESTE CORPORATION

--

PO Box 95, Keilaranta 8 00095 Espoo

Telefon: +358 10 458 11

Fax: +358 10 458 4442

E-mail: [oilinvestors@nesteoil.com](mailto:oilinvestors@nesteoil.com)