

PROSUS N.V. FUTURE (PRXF) - EUX/202312

2023/09/29 18:38:27

Price
28.1068 EUR

Difference  0.48% (0.13)

General attributes

Symbol	PRXFZ23
Exchange	Eurex
Currency	EUR
Security type	Future
Underlying	PROSUS N.V.
Maturity	12-2023
Contract size	218

Market data

Bid (Bid size)	- EUR (-)
Ask (Ask size)	- EUR (-)
Open	28.1068 EUR
High	28.1068 EUR
Low	28.1068 EUR
Close (prev. day)	27.9738 EUR
Underlying	PROSUS N.V.
Underlying price (date)	27.92 (23/09/29)
Settlement price (date)	28.11 (23/09/29)
Open Interest	1,300

Performance and Risk

	6M	1Y	3Y
Perf (%)	-61.74%	-48.22%	-
Perf (abs.)	-45.35	-26.17	-
Beta	-	-	-
Volatility	113.06	88.30	64.99

Futures and Options

Related Futures	-
Related Options	-












5Y

Information about previous performance does not guarantee future performance.
Source: FactSet

Price data

Ø price 5 days Ø volume 5 days (pcs.)	27.9757 EUR (0)
Ø price 30 days Ø volume 30 days (pcs.)	50.1927 EUR (43)
Ø price 100 days Ø volume 100 days (pcs.)	62.5213 EUR (13)
Ø price 250 days Ø volume 250 days (pcs.)	65.0518 EUR (5)
YTD High date	80.8914 EUR (2023/01/27)
YTD Low date	27.5818 EUR (2023/09/21)
52 Weeks High date	80.8914 EUR (2023/01/27)
52 Weeks Low date	27.5818 EUR (2023/09/21)

Recent Research

on sector		on market	
Date		Headline	Download
2023/09/29		Global Equity Ratings	
2023/09/29		Aktienempfehlungen Global	
2023/09/08		Global Equity Ratings	
2023/09/08		Aktienempfehlungen Global	
2023/08/22		Global Equity Ratings	