

BANCO SANTANDER S.A. (SANH) - EUX/20231215

2022/12/06 18:44:14

Price
2.7954 EURDifference  0.05% (0.00)

General attributes

Symbol	SANHZ23
Exchange	Eurex
Currency	EUR
Security type	Future
Underlying	BANCO SANTANDER SA
Maturity	12-2023
Contract size	100

Market data

Bid (Bid size)	- EUR (-)
Ask (Ask size)	- EUR (-)
Open	2.7954 EUR
High	2.7954 EUR
Low	2.7954 EUR
Close (prev. day)	2.7939 EUR
Underlying	BANCO SANTANDER SA
Underlying price (date)	2.8115 (22/12/06)
Settlement price (date)	2.80 (22/12/06)
Open Interest	0

Performance and Risk

	6M	1Y	3Y
Perf (%)	-5.17%	+8.64%	-
Perf (abs.)	-0.15	+0.22	-
Beta	-	-	-
Volatility	34.88	38.37	37.70

Futures and Options

Related Futures	-
Related Options	-

5Y












Information about previous performance does not guarantee future performance.
Source: FactSet

Price data

Ø price 5 days Ø volume 5 days (pcs.)	2.8041 EUR (0)
Ø price 30 days Ø volume 30 days (pcs.)	2.6642 EUR (0)
Ø price 100 days Ø volume 100 days (pcs.)	2.5106 EUR (0)
Ø price 250 days Ø volume 250 days (pcs.)	2.6763 EUR (0)
YTD High date	3.2787 EUR (2022/02/11)
YTD Low date	2.2512 EUR (2022/07/14)
52 Weeks High date	3.2787 EUR (2022/02/11)
52 Weeks Low date	2.2512 EUR (2022/07/14)

Recent Research

on underlying	on sector	on market	
Date		Headline	Download
2022/05/04		Global Equity Ratings	
2022/05/04		Aktienempfehlungen Global	
2022/04/27		Global Equity Ratings	
2022/04/27		Aktienempfehlungen Global	
2022/04/14		Global Equity Ratings	