

## MYER HOLDINGS LTD.

ISIN: AU000000MYR2 WKN: MYR

## Overview

2023/06/08 08:10:27

Price  
0.615 AUDDifference  -6.11% (-0.04)

## General attributes

ISIN	AU000000MYR2
Symbol	MYR
Exchange	Australian Securities Exchange
Currency	AUD
Sector	Commerce
Security type	Stock
Market cap (m)	314 EUR
Benchmark	ASX ALL ORDINARIES INDEX

## Market data

Bid (Bid size)	0.615 AUD (87,419)
Ask (Ask size)	0.63 AUD (157,697)
Open	0.65 AUD
High	0.65 AUD
Low	0.615 AUD
Close (prev. day)	0.655 AUD
VWAP	0.628666 AUD
Volume (pcs)	3,905,524
Trading volume	2,455,269.70
Number of trades	764
Last size	-

## Futures and Options











Related Futures	-
Related Options	-

5Y



Information about previous performance does not guarantee future performance.  
Source: FactSet

## Recent research

on sector			
Date		Headline	Download
2023/06/06		Global Equity Ratings	
2023/06/06		Aktienempfehlungen Global	
2023/06/01		Aktienempfehlungen Global	
2023/06/01		Global Equity Ratings	
2023/05/24		Global Equity Ratings	

## Details

2023/06/08 08:10:27

### Price

0.615 AUD

 Difference ▼ -6.11% (-0.04)

### General attributes

ISIN	AU000000MYR2
Symbol	MYR
Exchange	Australian Securities Exchange
Currency	AUD
Sector	Commerce
Security type	Stock
Market cap (m)	314 EUR
Benchmark	ASX ALL ORDINARIES INDEX

### Market data

Bid (Bid size)	0.615 AUD (87,419)
Ask (Ask size)	0.63 AUD (157,697)
Open	0.65 AUD
High	0.65 AUD
Low	0.615 AUD
Close (prev. day)	0.655 AUD
VWAP	0.628666 AUD
Volume (pcs)	3,905,524
Trading volume	2,455,269.70
Number of trades	764
Last size	-

### Performance and Risk

	6M	1Y	3Y
Perf (%)	-12.14%	+51.85%	+123.64%
Perf (abs.)	-0.09	+0.21	+0.34
Beta	1.39	1.13	0.99
Volatility	52.94	58.70	57.85

5Y



Information about previous performance does not guarantee future performance.  
Source: FactSet

### Price data

Ø price 5 days   Ø volume 5 days (pcs.)	0.659 AUD (1,922,708)
Ø price 30 days   Ø volume 30 days (pcs.)	0.748 AUD (2,182,337)
Ø price 100 days   Ø volume 100 days (pcs.)	0.859 AUD (2,502,269)
Ø price 250 days   Ø volume 250 days (pcs.)	0.677 AUD (2,289,763)
YTD High   date	1.135 AUD (2023/03/09)
YTD Low   date	0.615 AUD (2023/06/08)
52 Weeks High   date	1.135 AUD (2023/03/09)
52 Weeks Low   date	0.295 AUD (2022/06/17)

### Arbitrage views

Exchange	Date	Time	Price	Trading volume (mio.)	Number of trades
Stuttgart	2023/06/08	08:18	0.366 EUR	0.00	3
Frankfurt	2023/06/08	08:01	0.362 EUR	0.00	1
Australian Securities Exchange	2023/06/08	08:10	0.615 AUD	2.46	764

## Company profile

### Company Logo



### Company Profile

-

### Contact Details

MYER HOLDINGS

--

----

Telefon: -

Fax: -

E-mail: -