

MEIJI HOLDINGS CORP LTD.

ISIN: JP3918000005 WKN: 2269

Overview

2023/06/01 21:05:03

Price
21.40 EURDifference  1.90% (0.40)

General attributes

ISIN	JP3918000005
Symbol	2269
Exchange	Berlin
Currency	EUR
Sector	-
Security type	Stock
Market cap (m)	6,252 EUR
Benchmark	NIKKEI 225

Market data

Bid (Bid size)	-
Ask (Ask size)	-
Open	21.20 EUR
High	21.40 EUR
Low	21.20 EUR
Close (prev. day)	21.00 EUR
VWAP	-
Volume (pcs)	0
Trading volume	0.00
Number of trades	7
Last size	0

Futures and Options

Related Futures	-
Related Options	-











5Y



Information about previous performance does not guarantee future performance.
Source: FactSet

Recent research

on market

Date		Headline	Download
2023/05/24		Global Equity Ratings	
2023/05/03		Global Equity Ratings	
2023/03/10		Aktienempfehlungen Global	
2023/02/27		Global Equity Ratings	
2023/02/07		Global Equity Ratings	

Details

2023/06/01 21:05:03

Price

21.40 EUR

Difference ▲ 1.90% (0.40)

General attributes

ISIN	JP3918000005
Symbol	2269
Exchange	Berlin
Currency	EUR
Sector	-
Security type	Stock
Market cap (m)	6,252 EUR
Benchmark	NIKKEI 225

Market data

Bid (Bid size)	-
Ask (Ask size)	-
Open	21.20 EUR
High	21.40 EUR
Low	21.20 EUR
Close (prev. day)	21.00 EUR
VWAP	-
Volume (pcs)	0
Trading volume	0.00
Number of trades	7
Last size	0

Performance and Risk

	6M	1Y	3Y
Perf (%)	-7.76%	-8.15%	-36.12%
Perf (abs.)	-1.80	-1.90	-12.10
Beta	0.22	0.18	0.30
Volatility	22.87	22.46	21.66

5Y



Information about previous performance does not guarantee future performance.
Source: FactSet

Price data

Ø price 5 days Ø volume 5 days (pcs.)	21.24 EUR (0)
Ø price 30 days Ø volume 30 days (pcs.)	21.99 EUR (0)
Ø price 100 days Ø volume 100 days (pcs.)	22.41 EUR (0)
Ø price 250 days Ø volume 250 days (pcs.)	23.01 EUR (0)
YTD High date	24.50 EUR (2023/01/03)
YTD Low date	20.80 EUR (2023/05/31)
52 Weeks High date	26.00 EUR (2022/07/07)
52 Weeks Low date	20.70 EUR (2022/10/24)

Arbitrage views

Exchange 📍	Date	Time	Price	Trading volume (mio.)	Number of trades
Tokyo Stock Exchange	2023/06/01	08:00	3,170.00 JPY	23.88	1,169
Stuttgart	2023/06/01	08:00	20.80 EUR	0.00	3
Munich	2023/06/01	08:07	21.40 EUR	0.00	1
Frankfurt	2023/06/01	17:15	20.80 EUR	0.00	10
FINRA other OTC	2023/04/	15:33	24.20 USD	0.00	1

Issues	06					
Duesseldorf	2023/06/ 01	21:00	20.60 EUR	0.00		10
Berlin	2023/06/ 01	21:05	21.40 EUR	0.00		7

Company profile

Company Logo

Contact Details

MEIJI HOLDINGS

--

Telefon: -

Fax: -

E-mail: -

Company Profile

-