

## MEIJI HOLDINGS CORP LTD.

ISIN: JP3918000005 WKN: 2269

## Overview

2023/06/02 17:15:30

Price  
20.80 EURDifference  0.00% (0.00)

## General attributes

ISIN	JP3918000005
Symbol	2269
Exchange	Frankfurt
Currency	EUR
Sector	-
Security type	Stock
Market cap (m)	6,206 EUR
Benchmark	NIKKEI 225

## Market data

Bid (Bid size)	-
Ask (Ask size)	-
Open	20.80 EUR
High	20.80 EUR
Low	20.80 EUR
Close (prev. day)	20.80 EUR
VWAP	21.60 EUR
Volume (pcs)	0
Trading volume	0.00
Number of trades	10
Last size	0

## Futures and Options

Related Futures	-
Related Options	-









5Y



Information about previous performance does not guarantee future performance.  
Source: FactSet

## Recent research

on market

Date	Headline	Download
2023/05/24	 Global Equity Ratings	
2023/05/03	 Global Equity Ratings	
2023/03/10	 Aktienempfehlungen Global	
2023/02/27	 Global Equity Ratings	
2023/02/07	 Global Equity Ratings	

## Details

2023/06/02 17:15:30

**Price**  
20.80 EUR

**Difference**  0.00% (0.00)

## General attributes

ISIN	JP3918000005
Symbol	2269
Exchange	Frankfurt
Currency	EUR
Sector	-
Security type	Stock
Market cap (m)	6,206 EUR
Benchmark	NIKKEI 225

## Market data

Bid (Bid size)	-
Ask (Ask size)	-
Open	20.80 EUR
High	20.80 EUR
Low	20.80 EUR
Close (prev. day)	20.80 EUR
VWAP	21.60 EUR
Volume (pcs)	0
Trading volume	0.00
Number of trades	10
Last size	0

## Performance and Risk

	6M	1Y	3Y
Perf (%)	-8.77%	-7.96%	-37.91%
Perf (abs.)	-2.00	-1.80	-12.70
Beta	0.23	0.18	0.30
Volatility	24.70	23.29	24.97

5Y



Information about previous performance does not guarantee future performance.  
Source: FactSet

## Price data

Ø price 5 days   Ø volume 5 days (pcs.)	20.76 EUR (8)
Ø price 30 days   Ø volume 30 days (pcs.)	21.60 EUR (15)
Ø price 100 days   Ø volume 100 days (pcs.)	21.97 EUR (6)
Ø price 250 days   Ø volume 250 days (pcs.)	22.51 EUR (7)
YTD High   date	24.10 EUR (2023/01/03)
YTD Low   date	20.40 EUR (2023/05/30)
52 Weeks High   date	25.75 EUR (2022/07/25)
52 Weeks Low   date	20.20 EUR (2022/10/24)

## Arbitrage views

Exchange 	Date	Time	Price	Trading volume (mio.)	Number of trades
Tokyo Stock Exchange	2023/06/02	08:00	3,170.00 JPY	16.42	525
Stuttgart	2023/06/02	08:01	20.80 EUR	0.00	1
Munich	2023/06/02	08:08	21.40 EUR	0.00	1
Frankfurt	2023/06/02	17:15	20.80 EUR	0.00	10
FINRA other OTC	2023/04/	15:33	24.20 USD	0.00	1

Issues	06					
Duesseldorf	2023/06/ 02	21:00	20.60 EUR	0.00		10
Berlin	2023/06/ 02	21:05	21.40 EUR	0.00		7

## Company profile

### Company Logo

#### Contact Details

MEIJI HOLDINGS

--

----

Telefon: -

Fax: -

E-mail: -

### Company Profile

-