

MEIJI HOLDINGS CORP LTD.

ISIN: JP3918000005 WKN: 2269

Overview

2023/05/31 08:00:00

Price

3,125.00 JPY

Difference  -1.42% (-45.00)

General attributes

ISIN	JP3918000005
Symbol	2269
Exchange	Tokyo Stock Exchange
Currency	JPY
Sector	-
Security type	Stock
Market cap (m)	6,112 EUR
Benchmark	NIKKEI 225

Market data

Bid (Bid size)	3,120.00 JPY (16,100)
Ask (Ask size)	3,135.00 JPY (2,800)
Open	3,150.00 JPY
High	3,170.00 JPY
Low	3,120.00 JPY
Close (prev. day)	3,170.00 JPY
VWAP	3,132.0455 JPY
Volume (pcs)	2,035,900
Trading volume	63,765,315.00
Number of trades	1,153
Last size	1,394,400

Futures and Options











Related Futures	-
Related Options	-

5Y



Information about previous performance does not guarantee future performance.
Source: FactSet

Recent research

on market			
Date		Headline	Download
2023/05/24		Global Equity Ratings	
2023/05/03		Global Equity Ratings	
2023/03/10		Aktienempfehlungen Global	
2023/02/27		Global Equity Ratings	
2023/02/07		Global Equity Ratings	

Details

2023/05/31 08:00:00

Price

3,125.00 JPY

 Difference ▼ -1.42% (-45.00)

General attributes

ISIN	JP3918000005
Symbol	2269
Exchange	Tokyo Stock Exchange
Currency	JPY
Sector	-
Security type	Stock
Market cap (m)	6,112 EUR
Benchmark	NIKKEI 225

Market data

Bid (Bid size)	3,120.00 JPY (16,100)
Ask (Ask size)	3,135.00 JPY (2,800)
Open	3,150.00 JPY
High	3,170.00 JPY
Low	3,120.00 JPY
Close (prev. day)	3,170.00 JPY
VWAP	3,132.0455 JPY
Volume (pcs)	2,035,900
Trading volume	63,765,315.00
Number of trades	1,153
Last size	1,394,400

Performance and Risk

	6M	1Y	3Y
Perf (%)	-5.30%	-1.42%	-22.93%
Perf (abs.)	-175.00	-45.00	-930.00
Beta	0.21	0.18	0.30
Volatility	16.25	17.05	18.74

5Y



Information about previous performance does not guarantee future performance.
Source: FactSet

Price data

Ø price 5 days Ø volume 5 days (pcs.)	3,183.00 JPY (930,840)
Ø price 30 days Ø volume 30 days (pcs.)	3,267.00 JPY (861,973)
Ø price 100 days Ø volume 100 days (pcs.)	3,238.40 JPY (916,198)
Ø price 250 days Ø volume 250 days (pcs.)	3,266.88 JPY (1,003,297)
YTD High date	3,405.00 JPY (2023/02/08)
YTD Low date	3,080.00 JPY (2023/03/03)
52 Weeks High date	3,565.00 JPY (2022/07/25)
52 Weeks Low date	3,020.00 JPY (2022/10/25)

Arbitrage views

Exchange	Date	Time	Price	Trading volume (mio.)	Number of trades
Tokyo Stock Exchange	2023/05/31	08:00	3,125.00 JPY	63.77	1,153
Stuttgart	2023/05/31	08:01	20.60 EUR	0.00	1
Munich	2023/05/31	08:10	21.40 EUR	0.00	1
Frankfurt	2023/05/31	17:21	20.60 EUR	0.00	10
FINRA other OTC	2023/04/	15:33	24.20 USD	0.00	1

Issues	06					
Duesseldorf	2023/05/ 31	21:00	20.40 EUR	0.00		10
Berlin	2023/05/ 31	21:05	21.00 EUR	0.00		7

Company profile

Company Logo

Contact Details

MEIJI HOLDINGS

--

Telefon: -

Fax: -

E-mail: -

Company Profile

-