

## KONE OYJ

ISIN:

FI0009013403

WKN:

KNEBV

## Overview

2020/06/02 13:30:31

Price

60.58 EUR

Difference  -0.16% (-0.10)

## General attributes

ISIN	FI0009013403
Symbol	KNEBV
Exchange	Xetra
Currency	EUR
Sector	Industry
Security type	Stock
Market cap (m)	27,554 EUR
Benchmark	OMX HELSINKI 25

## Market data

Bid (Bid size)	60.54 EUR (500)
Ask (Ask size)	61.00 EUR (500)
Open	61.10 EUR
High	61.20 EUR
Low	60.58 EUR
Close (prev. day)	60.68 EUR
VWAP	60.92363 EUR
Volume (pcs)	677
Trading volume	41,245.30
Number of trades	5
Last size	300

## Futures and Options

Related Futures	25
Related Options	-










5Y



Information about previous performance does not guarantee future performance.

Source: FactSet

## Recent research

on sector		on market	
Date		Headline	Download
2020/05/29		Global Equity Ratings	
2020/05/29		Globale Aktienempfehlungen	
2020/05/22		Equity Weekly	
2020/05/15		Equity Weekly	
2020/05/14		Global Equity Ratings	

## Details

2020/06/02 13:30:31

## Price

60.58 EUR

Difference  -0.16% (-0.10)

## General attributes

ISIN	FI0009013403
Symbol	KNEBV
Exchange	Xetra
Currency	EUR
Sector	Industry
Security type	Stock
Market cap (m)	27,554 EUR
Benchmark	OMX HELSINKI 25

## Market data

Bid (Bid size)	60.54 EUR (500)
Ask (Ask size)	61.00 EUR (500)
Open	61.10 EUR
High	61.20 EUR
Low	60.58 EUR
Close (prev. day)	60.68 EUR
VWAP	60.92363 EUR
Volume (pcs)	677
Trading volume	41,245.30
Number of trades	5
Last size	300

## Performance and Risk

	6M	1Y	3Y
Perf (%)	-	-	-
Perf (abs.)	-	-	-
Beta	0.50	0.52	0.65
Volatility	56.50	56.50	56.50

5Y



Information about previous performance does not guarantee future performance.  
Source: FactSet

## Price data

Ø price 5 days   Ø volume 5 days (pcs.)	59.84 EUR (346)
Ø price 30 days   Ø volume 30 days (pcs.)	55.27 EUR (450)
Ø price 100 days   Ø volume 100 days (pcs.)	- EUR (552)
Ø price 250 days   Ø volume 250 days (pcs.)	- EUR (552)
YTD High   date	62.14 EUR (2020/05/28)
YTD Low   date	42.65 EUR (2020/03/16)
52 Weeks High   date	62.14 EUR (2020/05/28)
52 Weeks Low   date	42.65 EUR (2020/03/16)

## All listings for KONE OYJ

Exchange 	Date	Time	Price	Trading volume (mio.)	Number of trades
Xetra	2020/06/02	13:30	60.58 EUR	0.04	5
Tradegate	2020/06/02	14:11	60.80 EUR	0.04	7
Stuttgart	2020/06/02	08:13	60.88 EUR	0.00	1
OMX Helsinki	2020/06/02	14:31	60.86 EUR	15.25	3,178
Munich	2020/06/02	08:28	61.38 EUR	0.00	1

	06/02						
London Stock Exchange European Trade Reporting	2020/ 06/02	09:00	60.70	EUR	0.00		1
Frankfurt	2020/ 06/02	08:04	60.96	EUR	0.00		1
FINRA other OTC Issues	2020/ 06/01	21:47	67.55	USD	1.99		40
Duesseldorf	2020/ 06/02	12:00	60.68	EUR	0.00		4
Berlin	2020/ 06/02	14:13	60.82	EUR	0.00		8

## Company profile

### Company Logo



### Company Profile

-

### Contact Details

KONE OYJ

--

Keilasatama 3 P.O.Box 7 2150 Espoo

Telefon: +358 (0)204 751

Fax: +358 (0)204 75 4496

E-mail:

corporate.communications@kone.com