

EONIA EURO OVERNIGHT INDEX AVERAGE

ISIN: **EU0009659945**

2021/02/25 10:15:45

Price
-0.4790 %

Difference  0.00 (0 Bp)

General attributes

ISIN EU0009659945

Symbol -.OTD

Exchange OTC Data Services

Security type Interest rate

Market data

Open -0.4790%

Close (prev. day) -0.4790%

Performance and Risk

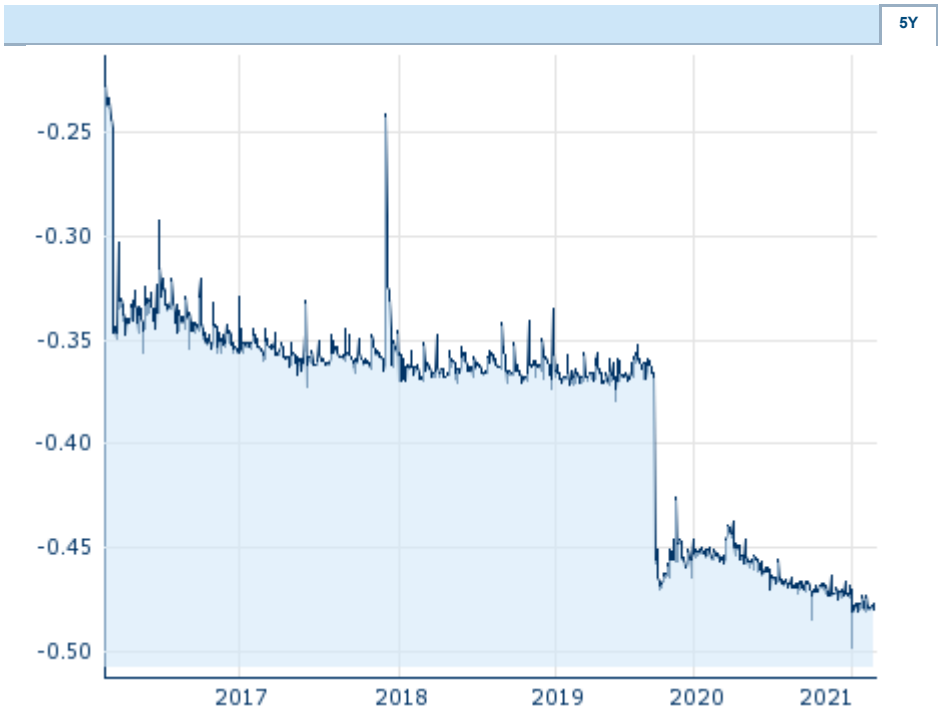
	6M	1Y	3Y
Perf (%)	-2.57%	-5.27%	-30.16%
Perf (abs.)	-0.01	-0.02	-0.11
Beta	-	-	-
Volatility	13.95	12.65	22.56

Futures and Options

Related Futures 29

Related Options -

5Y












Information about previous performance does not guarantee future performance.
Source: FactSet

Price data

Ø price 5 days Ø volume 5 days (pcs.)	-0.4786 % (0)
Ø price 30 days Ø volume 30 days (pcs.)	-0.4784 % (0)
Ø price 100 days Ø volume 100 days (pcs.)	-0.4739 % (0)
Ø price 250 days Ø volume 250 days (pcs.)	-0.4658 % (0)
YTD High date	-0.4730 % (2021/01/26)
YTD Low date	-0.4810 % (2021/01/04)
52 Weeks High date	-0.4370 % (2020/03/31)
52 Weeks Low date	-0.4980 % (2020/12/31)

Recent research

on market			
Date		Headline	Download
2021/02/26		CPI down by 1% in February	
2021/02/26		Week Ahead	
2021/02/26		Wochenausblick	
2021/02/26		Industry maintains positive footprint	
2021/02/26		Retail better than expected	