

EAGERS AUTOMOTIVE LTD.

ISIN: AU000000APE3 WKN: APE

Overview

2023/06/06 08:10:45

Price
12.74 AUDDifference  0.08% (0.01)

General attributes

ISIN	AU000000APE3
Symbol	APE
Exchange	Australian Securities Exchange
Currency	AUD
Sector	Automotive
Security type	Stock
Market cap (m)	2,008 EUR
Benchmark	ASX ALL ORDINARIES INDEX

Market data

Bid (Bid size)	12.74 AUD (3,238)
Ask (Ask size)	12.77 AUD (858)
Open	12.73 AUD
High	12.97 AUD
Low	12.58 AUD
Close (prev. day)	12.73 AUD
VWAP	12.781222 AUD
Volume (pcs)	597,340
Trading volume	7,630,665.10
Number of trades	3,416
Last size	-

Futures and Options









Related Futures	-
Related Options	-



5Y

Information about previous performance does not guarantee future performance.
Source: FactSet

Recent research

on sector	Date	Headline	Download
	2023/06/01	 Aktienempfehlungen Global	
	2023/06/01	 Global Equity Ratings	
	2023/05/30	 Aktienempfehlungen Österreich	
	2023/05/24	 Global Equity Ratings	
	2023/05/24	 Aktienempfehlungen Global	

Details

2023/06/06 08:10:45

Price

12.74 AUD

Difference ▲ 0.08% (0.01)

General attributes

ISIN	AU000000APE3
Symbol	APE
Exchange	Australian Securities Exchange
Currency	AUD
Sector	Automotive
Security type	Stock
Market cap (m)	2,008 EUR
Benchmark	ASX ALL ORDINARIES INDEX

Market data

Bid (Bid size)	12.74 AUD (3,238)
Ask (Ask size)	12.77 AUD (858)
Open	12.73 AUD
High	12.97 AUD
Low	12.58 AUD
Close (prev. day)	12.73 AUD
VWAP	12.781222 AUD
Volume (pcs)	597,340
Trading volume	7,630,665.10
Number of trades	3,416
Last size	-

Performance and Risk

	6M	1Y	3Y
Perf (%)	+9.45%	+22.62%	+75.72%
Perf (abs.)	+1.10	+2.35	+5.49
Beta	1.18	1.49	1.55
Volatility	31.85	36.68	41.21



Information about previous performance does not guarantee future performance.
Source: FactSet

Price data

Ø price 5 days Ø volume 5 days (pcs.)	12.50 AUD (601,989)
Ø price 30 days Ø volume 30 days (pcs.)	13.44 AUD (432,535)
Ø price 100 days Ø volume 100 days (pcs.)	12.98 AUD (471,824)
Ø price 250 days Ø volume 250 days (pcs.)	12.24 AUD (469,960)
YTD High date	14.87 AUD (2023/03/09)
YTD Low date	10.67 AUD (2023/02/13)
52 Weeks High date	14.87 AUD (2023/03/09)
52 Weeks Low date	8.65 AUD (2022/06/14)

Arbitrage views

Exchange ⊕	Date	Time	Price	Trading volume (mio.)	Number of trades
FINRA other OTC Issues	-	-	-	0.00	-
Australian Securities Exchange	2023/06/06	08:10	12.74 AUD	7.63	3,416

Company profile

Company Logo



Company Profile

-

Contact Details

EAGERS AUTOMOTIVE

--

Telefon: -

Fax: -

E-mail: -