

M3 INC NPV

ISIN: JP3435750009

WKN: 2413

Overview

2023/04/28 16:43:11

5Y

Price

23.60 USD

Difference  -4.65% (-1.15)

General attributes

ISIN	JP3435750009
Symbol	2413
Exchange	FINRA other OTC Issues
Currency	USD
Sector	-
Security type	Stock
Market cap (m)	14,210 EUR
Benchmark	NIKKEI 225

Market data

Bid (Bid size)	-
Ask (Ask size)	-
Open	23.70 USD
High	23.70 USD
Low	23.60 USD
Close (prev. day)	24.75 USD
VWAP	23.62 USD
Volume (pcs)	500
Trading volume	11,810.00
Number of trades	5
Last size	100

Futures and Options











Related Futures	-
Related Options	-



Information about previous performance does not guarantee future performance.

Source: FactSet

Recent research

on market		
Date	Headline	Download
2023/05/24	 Global Equity Ratings	
2023/05/03	 Global Equity Ratings	
2023/03/10	 Aktienempfehlungen Global	
2023/02/27	 Global Equity Ratings	
2023/02/07	 Global Equity Ratings	

Details

2023/04/28 16:43:11

Price

23.60 USD

Difference ▼ -4.65% (-1.15)

General attributes

ISIN	JP3435750009
Symbol	2413
Exchange	FINRA other OTC Issues
Currency	USD
Sector	-
Security type	Stock
Market cap (m)	14,210 EUR
Benchmark	NIKKEI 225

Market data

Bid (Bid size)	-
Ask (Ask size)	-
Open	23.70 USD
High	23.70 USD
Low	23.60 USD
Close (prev. day)	24.75 USD
VWAP	23.62 USD
Volume (pcs)	500
Trading volume	11,810.00
Number of trades	5
Last size	100

Performance and Risk

	6M	1Y	3Y
Perf (%)	-	-	-
Perf (abs.)	-	-	-
Beta	1.00	1.42	1.22
Volatility	4.86	43.19	26.86

5Y



Information about previous performance does not guarantee future performance.
Source: FactSet

Price data

Ø price 5 days Ø volume 5 days (pcs.)	4.72 USD (893)
Ø price 30 days Ø volume 30 days (pcs.)	8.05 USD (2,933)
Ø price 100 days Ø volume 100 days (pcs.)	10.70 USD (2,078)
Ø price 250 days Ø volume 250 days (pcs.)	23.55 USD (1,494)
YTD High date	27.15 USD (2023/02/08)
YTD Low date	23.60 USD (2023/04/28)
52 Weeks High date	35.18 USD (2022/08/12)
52 Weeks Low date	23.60 USD (2023/04/28)

Arbitrage views

Exchange	Date	Time	Price	Trading volume (mio.)	Number of trades
Tokyo Stock Exchange	2023/06/01	08:00	3,114.00 JPY	43.56	3,211
Munich	2023/06/01	08:07	20.60 EUR	0.00	1
Hanover	2023/06/01	08:01	20.60 EUR	0.00	1
Frankfurt	2023/06/01	17:15	20.60 EUR	0.00	4
FINRA other OTC	2023/04/28	16:43	23.60 USD	0.01	5

Issues	28					
Duesseldorf	2023/06/ 01	21:00	20.40 EUR	0.00		10
Berlin	2023/06/ 01	08:10	20.60 EUR	0.00		1

Company profile

Company Logo

Contact Details

SO-NET M3 INC

--

Telefon: -

Fax: -

E-mail: -

Company Profile

-