

ISETAN MITSUKOSHI HLDGS. LTD.

ISIN: **JP3894900004** WKN: **3099**

Overview

2022/01/25 19:40:07

Price
7.815 USD

Difference  6.07% (0.45)

General attributes

ISIN	JP3894900004
Symbol	3099
Exchange	FINRA other OTC Issues
Currency	USD
Sector	Commerce
Security type	Stock
Market cap (m)	3,768 EUR
Benchmark	NIKKEI 225

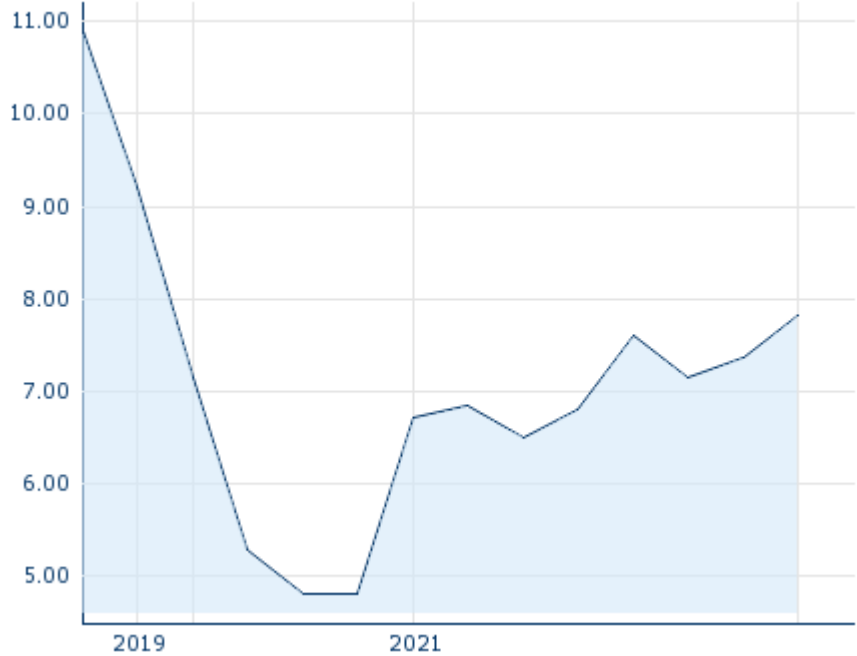
Market data

Bid (Bid size)	-
Ask (Ask size)	-
Open	7.815 USD
High	7.815 USD
Low	7.815 USD
Close (prev. day)	7.368 USD
VWAP	7.815 USD
Volume (pcs)	3,000
Trading volume	23,445.00
Number of trades	1
Last size	3,000

Futures and Options











Related Futures	-
Related Options	-

5Y



Information about previous performance does not guarantee future performance.
Source: FactSet

Recent research

on sector		on market	
Date		Headline	Download
2023/06/01		Aktienempfehlungen Global	
2023/06/01		Global Equity Ratings	
2023/05/24		Global Equity Ratings	
2023/05/24		Aktienempfehlungen Global	
2023/05/03		Global Equity Ratings	

Details

2022/01/25 19:40:07

Price

7.815 USD

Difference ▲ 6.07% (0.45)

General attributes

ISIN	JP3894900004
Symbol	3099
Exchange	FINRA other OTC Issues
Currency	USD
Sector	Commerce
Security type	Stock
Market cap (m)	3,768 EUR
Benchmark	NIKKEI 225

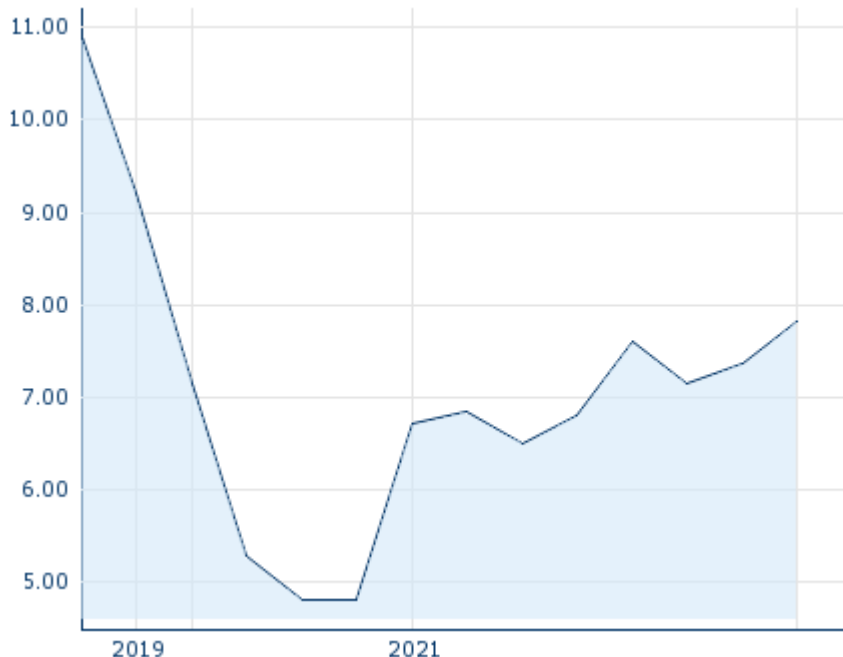
Market data

Bid (Bid size)	-
Ask (Ask size)	-
Open	7.815 USD
High	7.815 USD
Low	7.815 USD
Close (prev. day)	7.368 USD
VWAP	7.815 USD
Volume (pcs)	3,000
Trading volume	23,445.00
Number of trades	1
Last size	3,000

Performance and Risk

	6M	1Y	3Y
Perf (%)	-	-	-
Perf (abs.)	-	-	-
Beta	0.77	0.55	0.77
Volatility	-	14.49	64.37

5Y



Information about previous performance does not guarantee future performance.
Source: FactSet

Price data

Ø price 5 days Ø volume 5 days (pcs.)	1.563 USD (23,395)
Ø price 30 days Ø volume 30 days (pcs.)	1.893 USD (11,685)
Ø price 100 days Ø volume 100 days (pcs.)	- USD (7,716)
Ø price 250 days Ø volume 250 days (pcs.)	- USD (7,716)
YTD High date	7.815 USD (2022/01/25)
YTD Low date	7.815 USD (2022/01/25)
52 Weeks High date	7.815 USD (2022/01/25)
52 Weeks Low date	7.368 USD (2021/10/14)

Arbitrage views

Exchange	Date	Time	Price	Trading volume (mio.)	Number of trades
Tokyo Stock Exchange	2023/06/02	08:00	1,423.00 JPY	31.67	2,207
Stuttgart	2023/06/02	08:01	9.35 EUR	0.00	3
Fukuoka Stock Exchange	2023/03/29	07:59	1,346.00 JPY	0.00	1
Frankfurt	2023/06/02	17:15	9.25 EUR	0.00	10
FINRA other OTC	2022/01/25	19:40	7.815 USD	0.02	1

Issues	25					
Duesseldorf	2023/06/02	21:00	9.20 EUR	0.00		10
Berlin	2023/06/02	08:08	9.25 EUR	0.00		1

Company profile

Company Logo



Company Profile

-

Contact Details

ISETAN MITSUKOSHI HOLDINGS

--

5-16-10, Shinjuku - 160-0022 Shinjuku-ku,
TKY

Telefon: +81 3 5843 5115

Fax: -

E-mail: -